

Join the movement! #MyChausson



Collection
2022



CHAUSSON

The spirit of innovation

TECHNICAL CHARACTERISTICS

Panorama 2022	02
☀️ Low profiles	04
🏠 Low profiles	06
🌿 Overcabs	10
🏠 A-class	12




COMPACT 5,99 m > 6,59 m

MEDIUM 6,96 > 6,99 m

MAXI 7,16 > 7,49 m

ISLAND BED



	648		6,96 m 6,99 m
--	------------	--	------------------

	788		7,16 m 7,19 m
	7068XLB		7,47 m

TWIN BEDS



	NEW S697GA		6,59 m
--	-------------------	--	--------

	627GA		6,96 m 6,99 m
--	--------------	--	------------------

	777GA		7,16 m 7,19 m
	C717GA		7,46 m

MAXI LOUNGE



	650		6,36 m 6,39 m
	X550 A van-motorhome combination. Dedicated brochure		5,99 m

	630		6,96 m 6,99 m
	640		6,96 m 6,99 m
	6040		6,97 m
	NEW 660 Dedicated brochure		6,99 m


	720		7,16 m 7,19 m
	NEW 7020		7,17 m

TRANSVERSAL BEDS




	NEW S514		5,99 m
	C514		5,99 m

	644		6,96 m 6,99 m
--	------------	--	------------------



FOR FAMILY















	C656		6,96 m
--	-------------	--	--------


	716		7,46 m 7,49 m
--	------------	--	------------------

- LOW PROFILES S**
- LOW PROFILES**
- OVERCABS**
- A-CLASS**
- X550**
- DROP DOWN BED**



	Brand
	Engine HP-kW
	Overall length (m)
	Overall width (m)
	Overall height (m)
	Interior height (m)
	Wheelbase (m)
	Right garage door (cm)
	Left garage door (cm)
	Wheels size
	Seats authorised for road use ⁽¹⁾
	Sleeping berths
	Dining seats
	Max technically permissible laden mass
	Vehicle bodycoach weight in running order (+/- 5%)
	Fresh water tank capacity
	Waste water tank capacity
	Pre equipment for leisure battery (battery supplied by the dealer)
	Diesel heater and blow air circuit
	Boiler 10 L (gas) heater with electronic ignition
	Pre equipment air-conditioner (cell)
	Rear bed
	Twin bed
	Dining area convertible in extra spare bed*
	Compressor fridge 12V/230V

S514
FIRST LINE

130-92
5,99
2,10
2,75
1,96
3,30
89,5 x 59
79,5 x 40,5
16"
4
2/3*
4
3500
2570
105 L
100 L
✓
4000 W (0 5500 W)
✓
✓
132 x 189
-
0 90 x 185
87 L

S697GA
FIRST LINE

130-92
6,59
2,10
2,75
1,96
3,75
93 x 76,5
79,5 x 40,5
16"
4
2/3*
4
3500
2642
105 L
100 L
✓
4000 W (0 5500 W)
✓
✓
-
82 x 198 et 82 x 193
0 90 x 185
87 L



ADVANTAGES:
Compact
Good handling
Affordable



BEDS:

2 to 3 people




PERFECT FOR:
a couple

★★★★ **FIRST LINE** 

THE ESSENTIAL COMES AS STANDARD

- Manual cab air conditioning
- Driver and passenger airbag
- Cruise control and speed limiter
- Electric de-icing rearview mirrors
- Radio DAB/MP3/Bluetooth
- Integrated DAB antenna
- Swivel seats in the cab, with double armrests and adjustable height
- Heating using vehicle fuel used while on the road
- Flyscreen door
- Panoramic skylight
- Double-locking windows with combined blinds/screens
- Separation curtain cab/cell
- 100% LED cell lighting inside and outside
- USB ports
- IRP structure: GRP on roof/floor/sides, floor 64 mm thick
- Technibox: all-in-one technical area



Furniture Bosco



Fabrics Flores

 Low profile **DESIGNATION**

1st FIGURE Length of the vehicle
5 = 5,... m
6 = 6,... m

S: SLIM

S514

2nd FIGURE Version 1 to 9

3rd FIGURE Rear bed type
4 = transverse bed
7 = twin beds

- : Can't be fitted on
✓ : Standard equipment / 0: option
(1) According homologation
*Additional beds are available by converting the dining area using the Trigano Service option

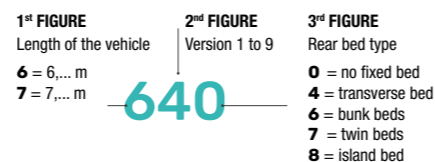
**Discover our
PACKS AND OPTIONS**
on page 20 of the general
motorhome catalogue



	627GA				630				640				644			
	FIRST LINE	TITANIUM VIP	TITANIUM Premium		FIRST LINE	TITANIUM VIP	TITANIUM Premium		FIRST LINE	TITANIUM VIP	TITANIUM Premium		FIRST LINE	TITANIUM VIP	TITANIUM Premium	
Brand																
Engine HP-kW	120-88	130-92	140-103	170-125	120-88	130-92	140-103	170-125	120-88	130-92	140-103	170-125	120-88	130-92	140-103	170-125
Overall length (m)	6,96	6,99	6,96	6,99	6,96	6,99	6,96	6,99	6,96	6,99	6,96	6,99	6,96	6,99	6,96	6,99
Overall width (m)	2,35				2,35				2,35				2,35			
Overall height (m)	2,92				2,92				2,92				2,92			
Interior height (m)	2,11				2,11				2,11				2,11			
Wheelbase (m)	4,04	3,95	4,04	3,95	4,04	3,95	4,04	3,95	4,04	3,95	4,04	3,95	4,04	3,95	4,04	3,95
Right garage door (cm)	104,5 x 76,5				114,5 x 69,5				114,5 x 69,5				114,5 x 76,5			
Left garage door (cm)	89,5 x 59				184,5 x 41,9				184,5 x 41,9				89,5 x 59			
Rear garage door (cm)	-				-				-				-			
Wheels size	15"	16"	16"		15"	16"	16"		15"	16"	16"		15"	16"	16"	
Seats authorised for road use ⁽¹⁾	5				4				4				5			
SmartLounge	-				✓ Isofix x2				✓ Isofix x2				✓ Isofix x2			
Sleeping berths	3/5*				4				4				3/5*			
Dining seats	5				5				5				5			
Max technically permissible laden mass	3500				3500				3500				3500			
Vehicle bodycoach weight in running order (+/- 5%)	2937	2954	3003	3027	3015	3031	3092	3117	2928	2945	3006	3030	2970	2987	3036	3060
Fresh water tank capacity	105 L				105 L				105 L				105 L			
Waste water tank capacity	100 L				100 L				100 L				100 L			
Pre equipment for leisure battery (battery supplied by the dealer)	✓				✓				✓				✓			
Diesel heater & boiler using vehicle fuel	4000 W (0 6000 W)				-				-				-			
Diesel heater and blow air circuit	-				4000 W (0 5500 W)				4000 W (0 5500 W)				4000 W (0 5500 W)			
Boiler 10 L (gas) heater with electronic ignition	-				✓				✓				✓			
Pre equipment air-conditioner (cell)	✓				✓				✓				✓			
Rear bed	-				-				-				139 x 211			
Twin bed	90 x 190 + 90 x 199				-				-				-			
Electric drop down bed, 1 pers. (max. 150 kg)	-				✓ 90 x 200 + 90 x 190				-				-			
Electric drop down bed, 2 pers. (max. 250 kg)	0 140 x 190				-				✓ 160 x 190				0 140 x 190			
Lower berth	-				-				-				-			
Upper berth	-				-				-				-			
Dining area convertible in extra spare bed ⁽²⁾	130 x 205				130 x 195				130 x 195				130 x 195			
Fridge gas/12V/230V	134 L AES				167 L AES				167 L AES				134 L AES			

- : Can't be fitted on
 ✓ : Standard equipment / 0: option
 * with drop down bed and dinette berth
 (1) According homologation
 (2) Extra dinette berth becomes option if drop down bed is fitted as option

Low profile DESIGNATION



Discover our
PACKS AND OPTIONS
 on page 26-27 of the general
 motorhome catalogue

★★★★ FIRST LINE THE ESSENTIAL COMES AS STANDARD

- Manual cab air conditioning
- Driver and passenger airbag
- Cruise control and speed limiter
- Electric de-icing rearview mirrors
- Traction +: Improves the handling of the motorhome on difficult or low grip terrain (Fiat)
- Glossed cab front grill, black bezel lamps (Fiat)
- Prewired speakers for cab radio (Fiat)
- Radio DAB/MP3/Bluetooth (Ford)
- Eco pack: Stop&Start, smart alternator, electronically-controlled fuel pump (Fiat)
- Integrated DAB antenna
- Swivel seats in the cab, with double armrests and adjustable height
- Cab seat covers with matching cushions
- Cab panoramic skylight
- Heating using vehicle fuel digitally programmed and used while on the road
- A built-in and insulated unit step
- Body door with window
- Flyscreen door
- Panoramic skylight (or two skylights)
- TV bracket
- Double-locking windows with combined blinds/screens
- Separation curtain cab/cell
- Thermal insulation cover for cab windows
- Curtains
- Extra dining area attached to bed (630, 640, 650, 720)
- 100% LED cell lighting inside and outside
- Atmosphere leds lighting on floor
- USB ports
- IRP structure: GRP on roof/floor/sides, Styrofoam insulation, floor 64 mm thick, roof 55 mm thick
- Technibox: all-in-one technical area



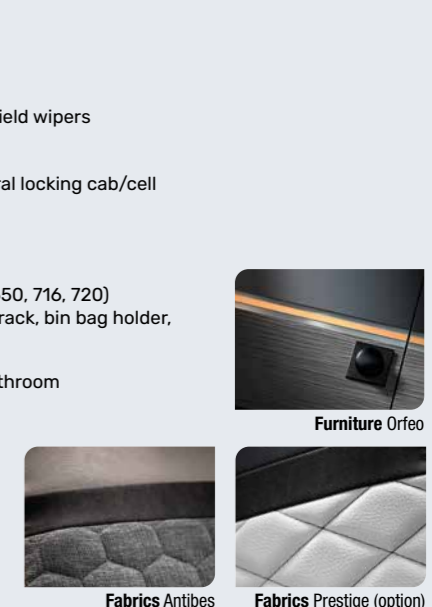
★★★★ TITANIUM VIP FIRST LINE AND MORE FEATURES

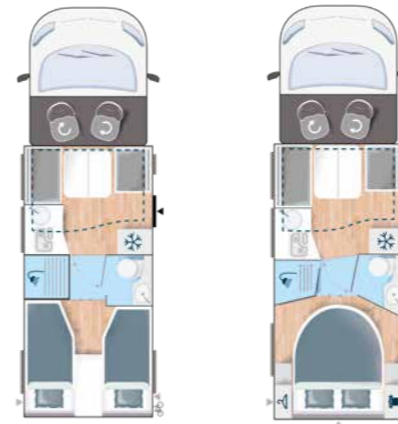
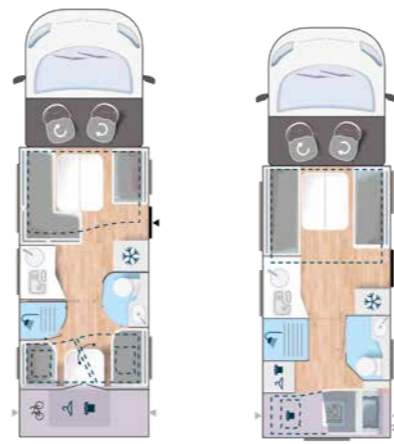
- 9-speed automatic gearbox
- Engine 140 HP
- Polyester side walls "Taupe gray" shade
- 16" alloy wheels
- Coded front bumper (white)
- Backlit entrance mirror
- Kitchen: Pan drawer, spices rack, bottle rack, bin bag hook, window surround
- Wardrobe with drawers (630, 640, 650)
- Bathroom accessories
- Gas external socket
- External shower
- VIP furniture and fabrics
- VIP outside decoration
- VIP Rear bumper



★★★★★ TITANIUM PREMIUM FIRST LINE AND MORE FEATURES AND MORE SOPHISTICATION

- 6-speed automatic gearbox
- Engine 170 HP
- Polyester side walls "Taupe gray" shade
- Coded front bumper (white)
- Luxury techno trim level dashboard
- Automatically lighted headlights and windshield wipers
- Fog lamps
- Wraparound cab blinds in lieu of curtains
- Luxury entrance door with window and central locking cab/cell
- Entrance panel (except 627GA, 644)
- Backlit entrance mirror
- Premium mattress main berth
- 12V fan skylight in rear bedroom
- Premium drop-down bed design (630, 640, 650, 716, 720)
- Kitchen: Pan drawer, magnetic board, bottle rack, bin bag holder, illuminated backboard
- Wardrobe with drawers (630, 640, 650)
- Additional accessories and storage in the bathroom
- Wooden shower duck board
- Shoe rack
- Gas external socket
- External shower
- Extra LED lighting
- Premium furniture and fabrics
- Ambiance cushions
- Premium outside decoration
- Premium rear bumper





	Brand								
	Engine HP-kW								
	Overall length (m)								
	Overall width (m)								
	Overall height (m)								
	Interior height (m)								
	Wheelbase (m)								
	Right garage door (cm)								
	Left garage door (cm)								
	Rear garage door (cm)								
	Wheels size								
	Seats authorised for road use ⁽¹⁾								
	SmartLounge								
	Sleeping berths								
	Dining seats								
	Max technically permissible laden mass								
	Vehicle bodycoach weight in running order (+/- 5%)								
	Fresh water tank capacity								
	Waste water tank capacity								
	Pre equipment for leisure battery (battery supplied by the dealer)								
	Diesel heater & boiler using vehicle fuel								
	Diesel heater and blow air circuit								
	Boiler 10 L (gas) heater with electronic ignition								
	Pre equipment air-conditioner (cell)								
	Rear bed								
	Twin bed								
	Electric drop down bed, 1 pers. (max. 150 kg)								
	Electric drop down bed, 2 pers. (max. 250 kg)								
	Lower berth								
	Upper berth								
	Dining area convertible in extra spare bed ⁽²⁾								
	Fridge gas/12V/230V								

716				720			
FIRST LINE	TITANIUM VIP	TITANIUM Premium		FIRST LINE	TITANIUM VIP	TITANIUM Premium	
120-88	130-92	140-103	170-125	120-88	130-92	140-103	170-125
7,46	7,49	7,46	7,49	7,16	7,19	7,16	7,19
2,35				2,35			
2,92				2,92			
2,11				2,11			
4,03	3,95	4,03	3,95	4,03	3,95	4,03	3,95
184,5 x 69,5				104,5 x 62			
89,5 x 59				79,5 x 40,5			
-				-			
15"	16"	16"		15"	16"	16"	
5				5			
✓ Isofix x1				✓ Isofix x2			
5				5			
5				5			
3500				3500			
3060	3065	3070	3075	2985	3001	3062	3075
105 L				95 L			
100 L				100 L			
✓				✓			
-				-			
4000 W (0 5500 W)				4000 W (0 5500 W)			
✓				✓			
-				✓			
-				-			
✓ x 2 Duo bed				✓			
✓ 140 x 190				✓ 160 x 190			
85 x 189				81 x 200			
85 x 189				74 x 190			
130 x 205				130 x 195			
167 L AES				134 L AES			

777GA				788			
FIRST LINE	TITANIUM VIP	TITANIUM Premium		FIRST LINE	TITANIUM VIP	TITANIUM Premium	
120-88	130-92	140-103	170-125	120-88	130-92	140-103	170-125
7,16	7,19	7,16	7,19	7,16	7,19	7,16	7,19
2,35				2,35			
2,92				2,92			
2,11				2,11			
4,03	3,95	4,03	3,95	4,03	3,95	4,03	3,95
104,5 x 76,5				114,5 x 76,5			
89,5 x 59				-			
-				60,5 x 114,5			
15"	16"	16"		15"	16"	16"	
4				4			
✓ Isofix x2				✓ Isofix x2			
3/5*				3/5*			
5				5			
3500				3500			
3007	3024	3066	3106	3023	3040	3082	3122
105 L				105 L			
100 L				100 L			
✓				✓			
-				-			
4000 W (0 5500 W)				4000 W (0 5500 W)			
✓				✓			
✓				✓			
-				160 x 190 Easybed			
90 x 188 + 90 x 199				-			
-				-			
0 140 x 190				0 140 x 190			
-				-			
90 x 195				90 x 195			
141 L AES				141 L AES			

★★★★ FIRST LINE THE ESSENTIAL COMES AS STANDARD

- Manual cab air conditioning
- Driver and passenger airbag
- Cruise control and speed limiter
- Electric de-icing rearview mirrors
- Traction +: Improves the handling of the motorhome on difficult or low grip terrain (Fiat)
- Glossed cab front grill, black bezel lamps (Fiat)
- Prewired speakers for cab radio (Fiat)
- Radio DAB/MP3/Bluetooth (Ford)
- Eco pack: Stop&Start, smart alternator, electronically-controlled fuel pump (Fiat)
- Integrated DAB antenna
- Swivel seats in the cab, with double armrests and adjustable height
- Cab seat covers with matching cushions
- Cab panoramic skylight
- Heating using vehicle fuel digitally programmed and used while on the road
- A built-in and insulated unit step
- Body door with window
- Flyscreen door
- Panoramic skylight (or two skylights)
- TV bracket
- Double-locking windows with combined blinds/screens
- Separation curtain cab/cell
- Thermal insulation cover for cab windows
- Curtains
- Extra dining area attached to bed (630, 640, 650, 720)
- 100% LED cell lighting inside and outside
- Atmosphere leds lighting on floor
- USB ports
- IRP structure: GRP on roof/floor/sides, Styrofoam insulation, floor 64 mm thick, roof 55 mm thick
- Technibox: all-in-one technical area




★★★★ TITANIUM VIP FIRST LINE AND MORE FEATURES

- 9-speed automatic gearbox
- Engine 140 HP
- Polyester side walls "Taupe gray" shade
- 16" alloy wheels
- Coded front bumper (white)
- Backlit entrance mirror
- Kitchen: Pan drawer, spices rack, bottle rack, bin bag hook, window surround
- Wardrobe with drawers (630, 640, 650)
- Bathroom accessories
- Gas external socket
- External shower
- VIP furniture and fabrics
- VIP outside decoration
- VIP Rear bumper



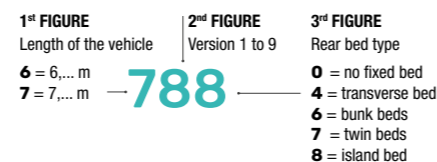
★★★★ TITANIUM PREMIUM FIRST LINE AND MORE FEATURES AND MORE SOPHISTICATION

- 6-speed automatic gearbox
- Engine 170 HP
- Polyester side walls "Taupe gray" shade
- Coded front bumper (white)
- Luxury techno trim level dashboard
- Automatically lighted headlights and windshield wipers
- Fog lamps
- Wraparound cab blinds in lieu of curtains
- Luxury entrance door with window and central locking cab/cell
- Entrance panel (except 627GA, 644)
- Backlit entrance mirror
- Premium mattress main berth
- 12V fan skylight in rear bedroom
- Premium drop-down bed design (630, 640, 650, 716, 720)
- Kitchen: Pan drawer, magnetic board, bottle rack, bin bag holder, illuminated backboard
- Wardrobe with drawers (630, 640, 650)
- Additional accessories and storage in the bathroom
- Wooden shower duck board
- Shoe rack
- Gas external socket
- External shower
- Extra LED lighting
- Premium furniture and fabrics
- Ambiance cushions
- Premium outside decoration
- Premium rear bumper



- : Can't be fitted on
 ✓ : Standard equipment / 0: option
 * with drop down bed and dinette berth
 (1) According homologation
 (2) Extra dinette berth becomes option if drop down bed is fitted as option

Low profile DESIGNATION



Discover our PACKS AND OPTIONS on page 26-27 of the general motorhome catalogue



	C514	C656	C717GA
	FIRST LINE	FIRST LINE	FIRST LINE
Brand			
Engine HP-kW	130-92	120-88	120-88
Overall length (m)	5,99	6,96	7,46
Overall width (m)	2,35	2,35	2,35
Overall height (m)	3,10	3,06	3,06
Interior height (m)	2,04/2,12	2,04/2,12	2,04/2,12
Wheelbase (m)	3,30	3,80	4,03
Right garage door (cm)	89,5 x 59	114,5 x 56,5	104,5 x 76,5
Left garage door (cm)	79 x 40,5	79,5 x 40,5	89,5 x 59
Wheels size	16"	15"	15"
Seats authorised for road use ⁽¹⁾	4	7	5
SmartLounge	-	-	✓ Isofix x1
Sleeping berths	4	6 (+ 1)	5
Dining seats	5	7	5
Max technically permissible laden mass	3500	3500	3500
Vehicle bodycoach weight in running order (+/- 5%)	2768	2907	3019
Fresh water tank capacity	105 L	105 L	105 L
Waste water tank capacity	100 L	100 L	100 L
Pre equipment for leisure battery (battery supplied by the dealer)	✓	✓	✓
Diesel heater & boiler using vehicle fuel	-	-	4000 W (0 6000 W)
Diesel heater and blow air circuit	4000 W (0 5500 W)	4000 W (0 5500 W)	-
Boiler 10 L (gas) heater with electronic ignition	✓	✓	-
Pre equipment air-conditioner (cell)	✓	✓	✓
Rear bed	132 x 208	-	-
Overcab berth	155 x 203	155 x 203	155 x 203
Twin bed	-	-	90 x 199 + 90 x 197
Lower berth	-	80 x 211	-
Upper berth	-	80 x 211	-
Dining area convertible in extra spare bed ⁽²⁾	-	131 x 167 + 60 x 144	110 x 190
Fridge gas/12V/230V	-	141 L AES	141 L AES
Compressor fridge	87 L	-	-

ADVANTAGES:
Capacity
Comfortably
high ceiling


BEDS:
 4 to 7 people

PERFECT FOR:
a family

★★★★ **FIRST LINE**

THE ESSENTIAL COMES AS STANDARD

- Manual cab air conditioning
- Driver and passenger airbag
- Cruise control and speed limiter
- Electric de-icing rearview mirrors
- Traction +: Improves the handling of the motorhome on difficult or low grip terrain (**Fiat**)
- Glossed cab front grill, black bezel lamps (**Fiat**)
- Prewired speakers for cab radio (**Fiat**)
- Radio DAB/MP3/Bluetooth (**Ford**)
- Integrated DAB antenna
- Swivel seats in the cab, with double armrests and adjustable height (except C656)
- Heating using vehicle fuel used while on the road
- Flyscreen door
- Panoramic skylight
- Double-locking windows with combined blinds/screens
- Separation curtain cab/cell
- 100% LED cell lighting inside and outside
- USB ports
- IRP structure: GRP on roof/floor/sides, floor 64 mm thick
- Technibox: all-in-one technical area



Furniture Bosco



Fabrics Flores

**Discover our
PACKS AND OPTIONS**
on page 34 of the general
motorhome catalogue

Overcab DESIGNATION

1st FIGURE Length of the vehicle
 5 = 5,... m
 6 = 6,... m
 7 = 7,... m

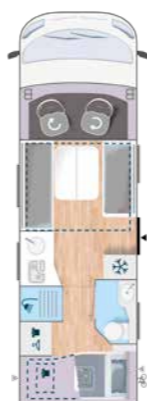
C514

2nd FIGURE Version 1 to 9

C: OVERCAB

3rd FIGURE Rear bed type
 4 = transverse bed
 6 = bunk beds
 7 = twin beds

-: Can't be fitted on
 ✓: Standard equipment / 0: option
 (1) According homologation



	6040		7020	
	FIRST LINE	TITANIUM PREMIUM	FIRST LINE	TITANIUM PREMIUM
Brand				
Engine HP-KW	120-88	140-103	120-88	140-103
Overall length (m)	6,97		7,17	
Overall width (m)	2,32		2,32	
Overall height (m)	2,92		2,92	
Interior height (m)	2,16		2,16	
Wheelbase (m)	4,03		4,03	
Right garage door (cm)	104,5 x 62		104,5 x 62	
Left garage door (cm)	184,5 x 41,9		79,5 x 40,5	
Wheels size	15"	16"	15"	16"
Seats authorised for road use ⁽¹⁾	4		5	
SmartLounge	✓ Isofix x2		✓ Isofix x2	
Sleeping berths	4		5	
Dining seats	5		5	
Max technically permissible laden mass	3500		3500	
Vehicle bodycoach weight in running order (+/- 5%)	3050	3098	3050	3098
Fresh water tank capacity	102 L		102 L	
Waste water tank capacity	100 L		100 L	
Fuel tank capacity	75 L		75 L	
Pre equipment for leisure battery (battery supplied by the dealer)	✓		✓	
Diesel heater & boiler using vehicle fuel	6000 W		6000 W	
Rear bed	-		-	
Electric drop down bed, 1 pers. (max. 150 kg)	-		✓	
Electric drop down bed, 2 pers. (max. 250 kg)	✓ 160 x 190		✓ 160 x 190	
Lower berth	-		81 x 200	
Upper berth	-		74 x 190	
Cabin bed	-		-	
Dining area convertible in extra spare bed	130 x 195		130 x 195	
Fridge gas/12V/230V	175 L AES		134 L AES	

	7068XLB	
	FIRST LINE	TITANIUM PREMIUM
Brand		
Engine HP-KW	120-88	140-103
Overall length (m)	7,47	
Overall width (m)	2,32	
Overall height (m)	2,92	
Interior height (m)	2,00	
Wheelbase (m)	4,03	
Right garage door (cm)	104,5 x 74,5	
Left garage door (cm)	60,2 x 54,9	
Wheels size	15"	16"
Seats authorised for road use ⁽¹⁾	4	
SmartLounge	✓ Isofix x2	
Sleeping berths	4	
Dining seats	5	
Max technically permissible laden mass	3500	
Vehicle bodycoach weight in running order (+/- 5%)	3130	3178
Fresh water tank capacity	125 L	
Waste water tank capacity	100 L	
Fuel tank capacity	75 L	
Pre equipment for leisure battery (battery supplied by the dealer)	✓	
Diesel heater & boiler using vehicle fuel	6000 W	
Rear bed	160 x 190 / 200	
Electric drop down bed, 1 pers. (max. 150 kg)	-	
Electric drop down bed, 2 pers. (max. 250 kg)	-	
Lower berth	-	
Upper berth	-	
Cabin bed	-	
Dining area convertible in extra spare bed	140 x 190	
Fridge gas/12V/230V	175 L AES	

- : Can't be fitted on
 ✓ : Standard equipment
 (1) According homologation

A-class DESIGNATION

1st FIGURE
 Length of the vehicle
6 = 6,... m
7 = 7,... m

4th FIGURE
 Rear bed type
0 = no fixed bed
8 = island bed

3rd FIGURE
 Version 1 to 9

6040

**Discover our
 PACKS AND OPTIONS**
 on page 41 of the general
 motorhome catalogue

★★★★ **FIRST LINE**

THE ESSENTIAL COMES AS STANDARD


- Manual cab air conditioning
- Driver and passenger airbag
- Cruise control and speed limiter
- Electric de-icing rearview mirrors
- Traction +: Improves the handling of the motorhome on difficult or low grip terrain
- Eco pack: Stop&Start, smart alternator, electronically-controlled fuel pump
- Swivel seats in the cab, with double armrests and adjustable height
- Cab seat covers with matching cushions
- Driver door with electric window
- Wraparound cab blinds
- Heating 6000 W using vehicle fuel digitally programmed and used while on the road
- A built-in and insulated unit step
- Body door with window
- Flyscreen door
- Panoramic skylight
- TV bracket
- Double-locking windows with combined blinds/screens
- Curtains
- Extra dining area attached to bed (6040, 7020)
- 100% LED cell lighting inside and outside



★★★★★ **TITANIUM PREMIUM**

FIRST LINE
AND MORE FEATURES
AND MORE SOPHISTICATION

- 9-speed automatic gearbox
- Engine 140 HP
- Polyester side walls "Taupe gray" shade
- 16" alloy wheels
- Luxury entrance door with window and central locking cab/cell
- Entrance panel
- Premium mattress main berth
- 12V fan skylight in rear bedroom (7068XLB)
- Premium fold-down bed trimming (6040, 7020)
- Kitchen: Pan drawer, Magnetic board, bottle rack, bin bag hook, illuminated window surround
- Wardrobe with drawers (6040)
- Additional storage in the bathroom
- Wooden shower duck board
- External shower
- Extra LED lighting
- Premium furniture and fabrics
- Ambiance cushions
- Premium outside decoration
- Premium rear bumper



   **Join the movement!**
#MyChausson



Collection
2022

CHAUSSON

The spirit of innovation

TECHNICAL CHARACTERISTICS



Panorama 2022	02
 Vans	04

COMPACT
5,41 m

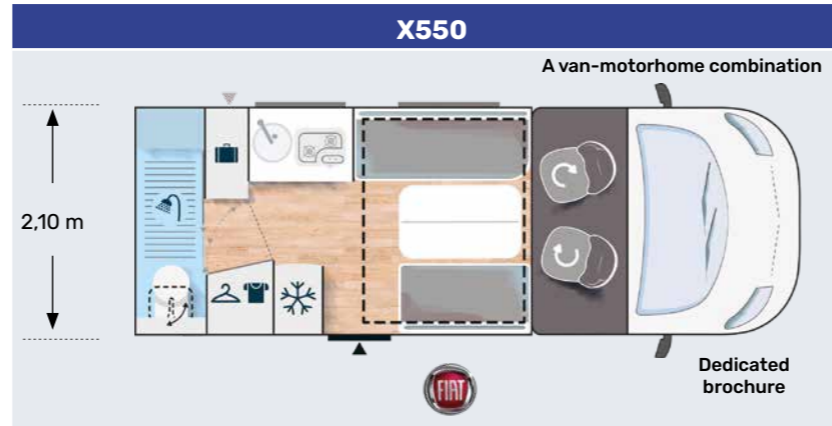
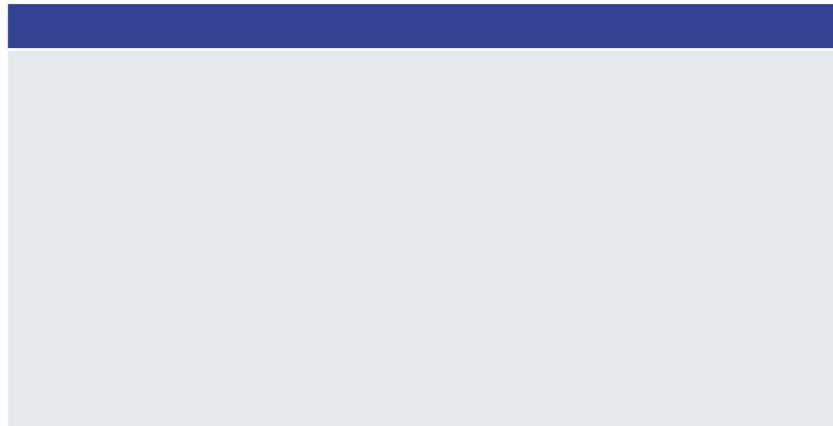
MEDIUM
5,99 m

MAXI
6,36 m


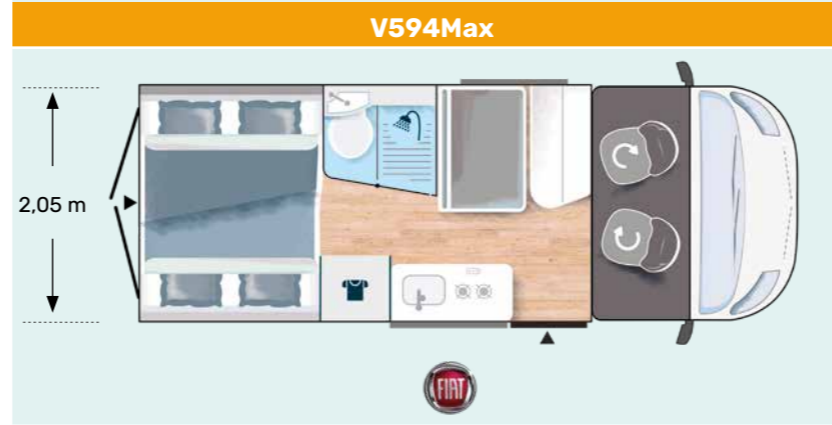
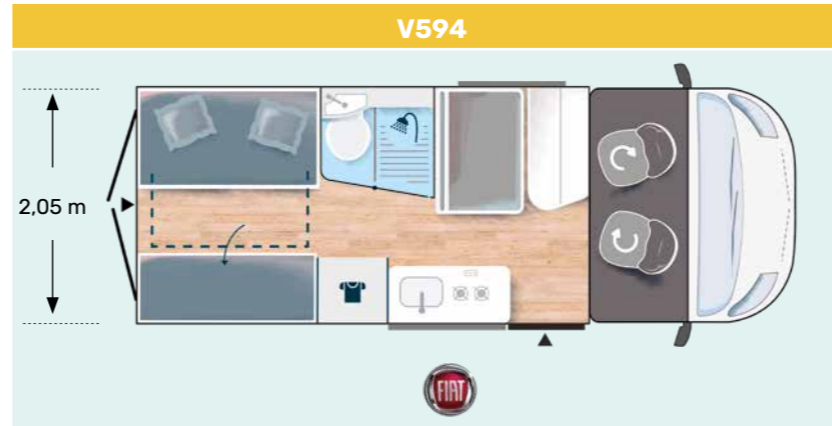
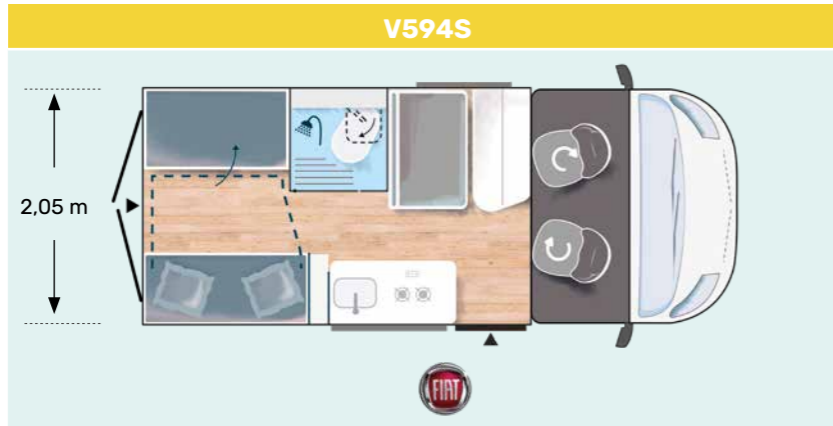
TWIN
BEDS



DROP DOWN
BED



TRANSVERSAL
BEDS



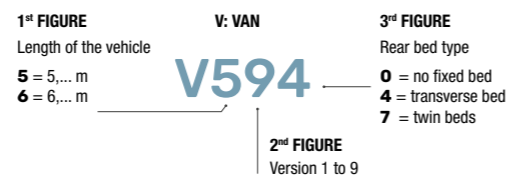


-6 m



	V594S			V594			V594Max		
	FIRST LINE	ROAD LINE		FIRST LINE	ROAD LINE		FIRST LINE	ROAD LINE	
		VIP	Premium		VIP	Premium		VIP	Premium
Brand									
Engine HP-kW	120-88	140-103		120-88	140-103		120-88	140-103	
Overall length (m)	5,41			5,99			5,99		
Overall width (m)	2,05			2,05			2,05		
Overall height (m)	2,61			2,61			2,61		
Interior height (m)	1,88			1,88			1,88		
Wheelbase (m)	3,45			4,03			4,03		
Wheels size	16"			16"			16"		
Seats authorised for road use	4			4			4		
Sleeping berths	2+1*	2	2	2+1*	2	2	4+1*	4	4
Dining seats	4			4			4		
Max technically permissible laden mass	3300			3300			3300		
Vehicle bodycoach weight in running order (+/- 5%)	2856	2877	2915	2944	2965	3003	2964	2985	3023
Towable weight	2500			2500			2500		
Fresh water tank capacity	90 L			100 L			100 L		
Waste water tank capacity	90 L			90 L			90 L		
Pre equipment for leisure battery (battery supplied by the dealer)	✓			✓			✓		
Diesel heater & boiler	-	4000 W	4000 W	-	4000 W	4000 W	-	4000 W	4000 W
Gas heater	4000 W	-	-	4000 W	-	-	4000 W	-	-
Boiler 10 L (gas) heater with electronic ignition	-	✓	-	-	✓	-	-	✓	-
Upper berth	133/110 x 190			144 x 190			140 x 186		
Twin bed	-			-			-		
Electric drop down bed, 2 pers. (max. 250 kg)	-			-			-		
Upper berth	-			-			132 x 183		
Dining area convertible in extra spare bed	0	-	-	0	-	-	0	-	-
Fridge gas/12V/230V	-			-			-	80 L	80 L
Compressor fridge 12V/230V	70 L			70 L			70 L	-	-

Van DESIGNATION



Discover our **PACKS AND OPTIONS** on page 8-9 of the general van catalogue

★★★★ **FIRST LINE**

THE ESSENTIAL (AND MUCH MORE...)

- Engine 120 HP
- Exterior awning
- Solar panel (120 W)
- Manual cab air conditioning
- Driver and passenger airbag
- Cruise control and speed limiter
- Electric de-icing rearview mirrors
- Traction +: Improves the handling of the motorhome on difficult or low grip terrain
- 16" alloy wheels
- Prewired speakers for cab radio
- Integrated DAB antenna
- Swivel seats in the cab, with double armrests and adjustable height
- Rear opening windows
- Electric step
- Bathroom with window
- Panoramic skylight
- Dining area table extension
- Exterior table stand
- 100% LED lighting
- USB ports



White



Furniture Trendy



Fabrics Napoli

★★★★★ **ROAD LINE VIP**

FIRST LINE AND MORE FEATURES

- Engine 140 HP
- Maxi cab provides generous living space
- Cab seat covers with matching cushions
- Heating using vehicle fuel digitally programmed and used while on the road
- Large sliding kitchen drawers
- Rear additional storage (V594, V697)
- Wardrobe
- Flyscreen door
- Bathroom with folding partition (except V594S)
- Lighting on the outside
- VIP furniture and fabrics
- VIP outside decoration
- VPS insulation



White



Lanzarote grey (option)



Furniture Okasha



Fabrics Bergamo



Campovolo grey (option)



Black (option)

★★★★★ **ROAD LINE PREMIUM**

ROAD LINE VIP AND MORE SOPHISTICATION

- Coded front bumper
- Cornering" Fog lights (the fog lights automatically turn when turning)
- Leather-encased steering wheel and gearshift
- Wraparound cab blinds
- Flat windows
- Bed System: easier mattress and bed base storage in a van (V594S-V594)
- Foldable dinette table
- Wooden shower duck board
- Extra mirror
- Extra LED lighting
- Premium kitchen countertop
- Premium furniture and fabrics
- Premium outside decoration



White



Lanzarote grey (option)



Furniture Hermitage



Fabrics Pescara



Campovolo grey (option)



Black (option)



+6 m

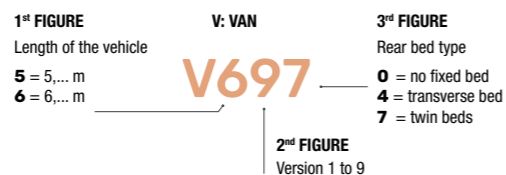


	Brand	
	Engine HP-kW	
	Overall length (m)	
	Overall width (m)	
	Overall height (m)	
	Interior height (m)	
	Wheelbase (m)	
	Wheels size	
	Seats authorised for road use	
	Sleeping berths	
	Dining seats	
	Max technically permissible laden mass	
	Vehicle bodycoach weight in running order (+/- 5%)	
	Towable weight	
	Fresh water tank capacity	
	Waste water tank capacity	
	Pre equipment for leisure battery (battery supplied by the dealer)	
	Diesel heater & boiler	
	Gas heater	
	Boiler 10 L (gas) heater with electronic ignition	
	Upper berth	
	Twin bed	
	Electric drop down bed, 2 pers. (max. 250 kg)	
	Upper berth	
	Dining area convertible in extra spare bed	
	Fridge gas/12V/230V	
	Compressor fridge 12V/230V	

	V690		V697		
	ROAD LINE		FIRST LINE	ROAD LINE	
	VIP	Premium		VIP	Premium
Engine HP-kW	140-103		120-88	140-103	
Overall length (m)	6,36		6,36		
Overall width (m)	2,05		2,05		
Overall height (m)	2,61		2,61		
Interior height (m)	1,88		1,88		
Wheelbase (m)	4,03		4,03		
Wheels size	16"		16"		
Seats authorised for road use	4		4		
Sleeping berths	2		2+1*	2	2
Dining seats	4		4		
Max technically permissible laden mass	3500		3500		
Vehicle bodycoach weight in running order (+/- 5%)	3115	3153	3094	3115	3153
Towable weight	2500		2500		
Fresh water tank capacity	100 L		100 L		
Waste water tank capacity	90 L		90 L		
Pre equipment for leisure battery (battery supplied by the dealer)	✓		✓		
Diesel heater & boiler	4000 W		-	4000 W	4000 W
Gas heater	-		4000 W	-	-
Boiler 10 L (gas) heater with electronic ignition	✓	-	-	✓	-
Upper berth	-		-		
Twin bed	-		80 x 190 + 80 x 195		
Electric drop down bed, 2 pers. (max. 250 kg)	190 x 190		-		
Upper berth	-		-		
Dining area convertible in extra spare bed	-		0	-	-
Fridge gas/12V/230V	-		-	80 L	80 L
Compressor fridge 12V/230V	90 L		70 L	-	-

Van DESIGNATION

- : Can't be fitted on
 ✓ : Standard equipment / 0: option
 *Additional beds are available by converting the dining area using the Trigano Service option
 (1) According homologation



★★★★ FIRST LINE THE ESSENTIAL (AND MUCH MORE...)

- Engine 120 HP
- Exterior awning
- Solar panel (120 W)
- Manual cab air conditioning
- Driver and passenger airbag
- Cruise control and speed limiter
- Electric de-icing rearview mirrors
- Traction +: Improves the handling of the motorhome on difficult or low grip terrain
- 16" alloy wheels
- Prewired speakers for cab radio
- Integrated DAB antenna
- Swivel seats in the cab, with double armrests and adjustable height
- Rear opening windows
- Electric step
- Bathroom with window
- Panoramic skylight
- Dining area table extension
- Exterior table stand
- 100% LED lighting
- USB ports



White



Furniture Trendy



Fabrics Napoli

★★★★★ ROAD LINE VIP AND MORE FEATURES

- Engine 140 HP
- Maxi cab provides generous living space
- Cab seat covers with matching cushions
- Heating using vehicle fuel digitally programmed and used while on the road
- Large sliding kitchen drawers
- Rear additional storage (V594, V697)
- Wardrobe
- Flyscreen door
- Bathroom with folding partition (except V594S)
- Lighting on the outside
- VIP furniture and fabrics
- VIP outside decoration
- VPS insulation



Furniture Okasha



Fabrics Bergamo



White



Lanzarote grey (option)



Campovolo grey (option)



Black (option)

★★★★★ ROAD LINE PREMIUM AND MORE SOPHISTICATION

- Coded front bumper
- Cornering* Fog lights (the fog lights automatically turn when turning)
- Leather-encased steering wheel and gearshift
- Wraparound cab blinds
- Flat windows
- Bed System: easier mattress and bed base storage in a van (V594S-V594)
- Foldable dinette table
- Wooden shower duck board
- Extra mirror
- Extra LED lighting
- Premium kitchen countertop
- Premium furniture and fabrics
- Premium outside decoration



Furniture Hermitage



Fabrics Pescara



White



Lanzarote grey (option)



Campovolo grey (option)



Black (option)



Visit our new site
www.chausson-motorhomes.com

The optional "towing" equipment can in certain cases change the number of passengers on the car registration papers. Your dealer will be able to give you more information.

Weight ready for use: empty weight ready for use includes the driver's weight (75 kg) and 20L (vans) / 1L (motorhomes) clean water, 90% of fuel and 100% of gas. The empty weights ready for use on the list take into account only standard equipment upon shipment from the factory. European regulations tolerate a difference of +/- 5% on empty weight ready for use. The vehicle maker reserves the right to modify.

You may be able to find certain heavy accessories like large blinds or generators in the marketplace. The weight of these accessories should be deducted from the payload and could possibly lead to a reduction in the actual passenger numbers. It is therefore important not to exceed the maximum loads on axles and the technically acceptable loaded weight when the vehicle is fully loaded.

Clean water reservoir capacity (approved for our low profiles); capacity is 20L (vans) / 1L (motorhomes), must comply with regulations vis up to the user to adapt loads and the number of passengers to the vehicle's loaded weight. To do this, clean water reservoir capacity can be adjusted by the user to avoid reducing the number of passengers.



Some models photographed in this catalogue may be shown with equipment supplied as an option. The characteristics of photographed models may vary from one country to the next. Despite the care taken in producing this catalogue, this cannot be viewed as a contractual document. Chausson reserves the right to modify its models without prior notice. Chausson cannot be held liable for any modifications made by its suppliers nor typographical errors when printing these documents. It is forbidden to reproduce, even partially, text or document. Do not litter the public highway.

Your retailer is at your disposal to advise you and provide you with any additional information. Where there are multilingual versions, the French text is the binding version.

TRIGANO VDL

1, av. de Rochebonne - CS 69003
 07302 Tournon-sur-Rhône Cedex - FRANCE
 Tél. +33 (0)4 75 07 55 00
 contact@chausson.tm.fr

Pictures: Ronan Kerloch, Sébastien Sassoulas
 Design and layout: www.jourj.buzz