








AN ADVANCE JOURNEY



Technical characteristics **UK**

Panorama 2019	2 > 3
Overcabs and low profiles	4 > 5
Configurable low profiles	6 > 9
Van conversions	10 > 11

Panorama 2019

-  Overcabs Flash
-  Low profiles Flash
-  Configurable low profiles Welcome
-  Low profiles Titanium, see specific catalog
-  Low profile Travel Line
-  Van conversions
-  Design patent

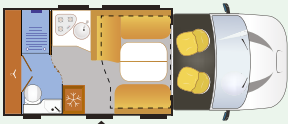
Central bed



Twin beds



Maxi lounge

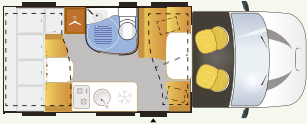


± 6 m

 530

Fiat, Ford

For family



± 6.4 m

 NEW 634

Ford 

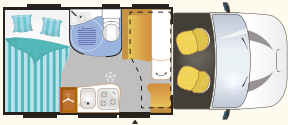


± 6.3 m

 C646

Ford

Traditionals



± 6 m

 514

Ford

Van conversions





Compact

Medium





± 7 m

 **628**
 **628**

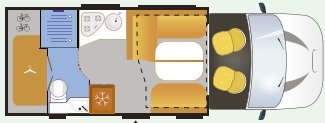
Fiat, Ford
Ford Automatic



± 7 m


 **627GA**
 **627GA**

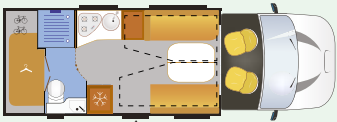
Fiat, Ford
Ford Automatic



± 6.7 m

 **610**

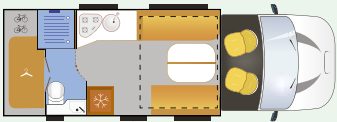
Fiat, Ford 



± 7 m

 **630**

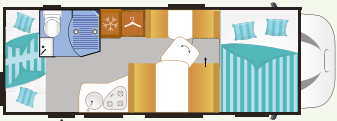
Fiat, Ford



± 7 m

 **640**
 **640**

Fiat, Ford
Ford Automatic

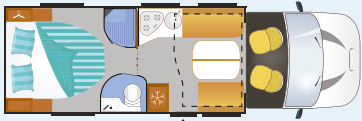


± 7 m

 **C656**

Fiat

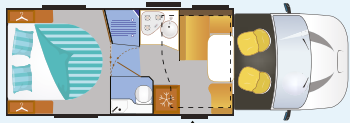
Maxi





± 7.5 m

 **738XLB**

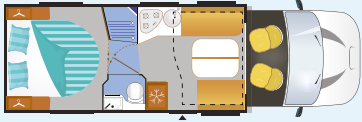
Fiat, Ford



± 7.2 m

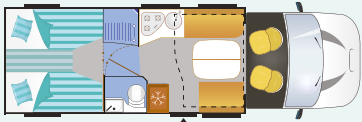
 **758**
 **758**

Fiat, Ford
Ford Automatic



 **768**

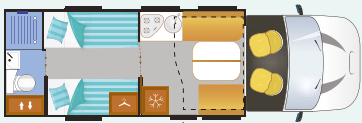
Fiat, Ford



± 7.5 m

 **747GA**

Fiat, Ford





± 7.5 m

 **757**

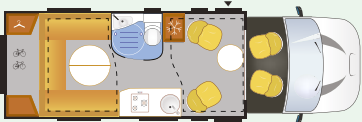
Fiat, Ford



± 7.2 m

 **767GA**
 **767GA**

Fiat, Ford
Ford Automatic



± 7.5 m

 **711**

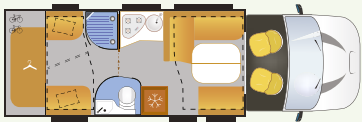
Fiat 



± 7.2 m

 **C714GA**

Ford



± 7.5 m

 **716**

Fiat, Ford 

- 6 m

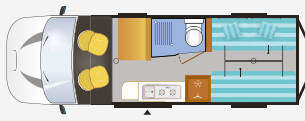


5.99 m

 **Twist 594**

Fiat

+ 6 m



6.36 m

 **Twist 697**

Fiat

Flash

Overcabs & low profiles

C646
FlashC656
Flash

BASE VEHICLE	Base vehicle	Ford	Fiat
	Engine power HP-kW	130-92	130-96
	Manual cab air conditioning	VIP	VIP
	ESP	S	O
	Driver airbag	S	S
	Cruise control + speed limiter	VIP	VIP
	Electric, de-icing rearview mirrors	VIP	VIP
	Cab shaded by insulating curtains	S	S
	Radio with steering wheel control	S	O
	Reversing camera with rear-view mirror (2 kg)	O	O
	Cab seat covers with matching cushions	VIP	VIP
	Automatic gear box Fiat	■	O
	Automatic pack Ford: automatic gear box, headlights and windshield wipers, windshield defrosting (45 kg)	O	■
	16" wheels	S	■
	16" alloy wheels 35 L (Fiat: 10 kg)	S	S
WEIGHT (kg)	Vehicle bodycoach weight in running order (+/- 5%)	2840	2780
	Max technically permissible laden mass	3500	3500
DIMENSIONS (m)	Overall length (excl. ladder)	6.29	6.96
	Overall width	2.35	2.35
	Overall height (excl. roof rack)	3.10	3.06
	Wheelbase	3.95	3.80
CAPACITY	Seats authorised for road use without motorbike carrier (1)	6	7
	5th authorised seat for road use (13 kg)	■	■
	Dining seats	6	7
	Sleeping berths (2)	6	6 (+1)
EXTERIOR	IRP (see catalog page 10)	S	S
	Recessed and insulated entrance steps	S	S
	Technibox (see catalog page 11)	S	S
	Entrance door with window	S	S
INTERIOR	Double-locking windows with combined blinds/screens	S SEITZ	S SEITZ
	Panoramic skylight 700 x 500 mm	VIP	VIP
	Cab panoramic skylight	■	■
	Dining area converts into extra sleeping (2)(3)	S	S
	Electric hideaway bed (1 place) (35 kg)	■	■
	Electric hideaway bed (2 places) (50 kg)	■	■
KITCHEN	Gas refrigerator 12 V/230 V	141 L AES	141 L AES
	Compressor fridge 12 V / 230 V	■	■
	Grill (G) / gas-oven (GO) / triplex Serie 700 (T)	T	T
BATHROOM	Double bond on shower stalls	S	S
	Opaque window (toilet)	S	S
	Skylight with screen (shower)	S	S
WATER EQUIPMENT	Fresh water capacity	105 L	105 L
	Waste water capacity	100 L	100 L
HEATING	Combined heater/water heater with pulsed air using vehicle fuel	■	■
	Boiler for the heating with pulsed air using vehicle fuel	5500 W	5500 W
	Storage water (10 L) heater with electronic ignition	S	S
	On the road heating	S	S
	Combi gasoil/electrical 6 kW heating	■	■
ELECTRICAL EQUIPMENT	LED lighting	S	S
	Awning lighting	S	S
	Predisposition leisure battery (battery supplied by the dealer)	S	S
SLEEPING BERTH (mm)	Over-the-cab berth	1550 x 2030	1550 x 2030
	Berth dining area (2)(3)	1300 x 1470	1460 x 1320
	Hideaway bed	■	■
	Lower berth	880 x 2110	800 x 2110
	Upper berth	880 x 2110	800 x 2110
	Rear fixed bed	■	■
	Rise and fall bed	■	■
STORAGE DIMENSIONS (mm)	Side on right	1145 x 565	1145 x 565
	Side on left	795 x 405	795 x 405
	Facing rear	■	■
OTHER OPTIONS	Tow hitch (max. 96 kg)	O	O
	Motorbike carrier (max. 121 kg)	O	O
	Winter pack: insulated and heated wast water tank, outside cabin curtains, covers for refrigerator grills (8 kg)	O	O

■ Can't be fitted on
S Standard equipment
O Option

(1) According homologation
(2) Without hideaway bed, the dining area berth conversion is standard
(3) Sleeping extra berth dinette becomes option if hideaway is fitted as option

* With optional hideaway bed
□□□□ Roof bed





C714GA
Flash



514
Flash



634
Flash

Ford	Ford	Ford
130-92	130-92	130-92
VIP	VIP	VIP
S	S	S
S	S	S
VIP	VIP	VIP
VIP	VIP	VIP
S	S	S
S	S	S
O	O	O
VIP	VIP	VIP
■	■	■
O	O	O
S	S	S
S	S	S
2993	2764	2868
3500	3500	3500
7.19	5.99	6.39
2.35	2.35	2.35
3.10	2.92	2.92
3.95	3.30	3.30
6	4	4
■	O	O
6	5	5
6	3/4*	4 (+1)
S	S	S
S	S	S
S	S	S
S	S	S
S SEITZ	S SEITZ	S SEITZ
VIP	VIP	VIP
■	S	S
S	S	S
■	O	S x 2 Duo bed
■	■	S
141 L AES	90 L AES	■
■	■	146 L
T	G	G
S	S	S
S	S	S
S	S	S
105 L	105 L	105 L
100 L	100 L	100 L
■	■	■
5500 W	5500 W	5500 W
S	S	S
S	S	S
■	■	■
S	S	S
S	S	S
S	S	AGM
1550 x 2030	■	■
1300 x 1470	830 x 2170	500 x 1500
■	(O) 800 x 1945	1320 x 1900
■	■	800 x 1900
■	■	800 x 1900
1400 x 2110	1330 x 2020	■
■	Easy Bed	Easy Box
1145 x 765	1145 x 765	1045 x 620
795 x 405	795 x 405	795 x 405
■	■	■
O	O	O
■	■	O
O	O	O

Standard extras

Quality as standard

7-years warranty
IRP: Insulation, Resistance, Protection
Technibox
SEITZ windows
Entrance door with window
Interior lighting 100% LED spotlights
Recessed and insulated entrance steps
Kitchen drawers with self closing and soundless system
Bathroom double ventilation

Safety as standard

Special motorhome chassis
Wide track rear axle
Driver airbag
Seats adjustable for height + double armrest (Ford)
Integrated antenna in rear view mirrors (Fiat)
ESP (Ford)
16" wheels (Ford)

Comfort as standard

Cab panoramic skylight (low profiles)
Radio with steering wheel control (Ford)
AES Refrigerator
On the road heating
Awning lighting LED
USB socket
2nd garage/locker access on left side
Heated garage / 12 V/220 V socket

Design as standard

Two-tone furnishings ambience "SALINAS"
Ambience LED

Body



White



White


Indoor styles

Furniture



Salinas

Fabrics



Vatoa



Auckland

Optional pack



- Manual cab air conditioning
- Passenger airbag
- Cruise control and speed limiter
- Electric de-icing rearview mirrors
- Coded front bumper
- Glossed cab front grill
- Luxury techno trim level dashboard
- Seat covers
- Panoramic skylight**
- Black bezel lamps Fiat
- Fog lamps Ford

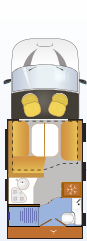
Pack weight: 33 kg

** Depending on model



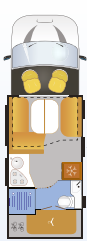
Welcome

Configurable low profiles



530

Welcome



610

Welcome



627GA

Welcome

BASE VEHICLE	Base vehicle	Fiat / Ford	Fiat / Ford	Fiat / Ford
	Engine power HP-kW	130-96 / 130-92	130-96 / 130-92	130-96 / 130-92
	Manual cab air conditioning	VIP	VIP	VIP
	ESP	0 / S	0 / S	0 / S
	Cruise control + speed limiter	VIP	VIP	VIP
	Wraparound cab blinds (6 kg)	0 - Premium	0 - Premium	0 - Premium
	Radio with steering wheel control	0 / S	0 / S	0 / S
	Reversing camera with rear-view mirror (2 kg)	0 - Premium	0 - Premium	0 - Premium
	Cab seat covers with matching cushions	VIP	VIP	VIP
	Automatic gear box Fiat	0 / ■	0 / ■	0 / ■
	Automatic pack Ford: automatic gear box, headlights and windshield wipers, windshield defrosting (45 kg)	■ / 0	■ / 0	■ / 0
	16" wheels	■ / S	■ / S	■ / S
	16" alloy wheels 35 L (Fiat: 10 kg)	S	S	S
WEIGHT (kg)	Vehicle bodycoach weight in running order (+/- 5%)	2684 / 2754	2818 / 2888	2859 / 2909
	Max technically permissible laden mass	3500	3500	3500
DIMENSIONS (m)	Overall length (excl. ladder)	5.96 / 5.99	6.66 / 6.69	6.96 / 6.99
	Overall width	2.35	2.35	2.35
	Overall height (excl. roof rack)	2.89 / 2.92	2.89 / 2.92	2.89 / 2.92
	Wheelbase	3.80 / 3.75	3.80 / 3.75	4.03 / 3.95
CAPACITY	Seats authorised for road use without motorbike carrier (1)	4	4	4
	5th authorised seat for road use (13 kg)	■	■	0
	Dining seats	5	5	5
	Sleeping berths	4	4	3/4*
EXTERIOR	IRP (see catalog page 10)	S	S	S
	Recessed and insulated entrance steps	S	S	S
	Technibox (see catalog page 11)	S	S	S
	Entrance door with window	S	S	S
	Luxury entrance door with window, central locking cab/cell	Premium	Premium	Premium
	Flyscreen door (4 kg)	S	S	S
INTERIOR	Double-locking windows with combined blinds/screens	S SEITZ	S SEITZ	S SEITZ
	Panoramic skylight 700 x 500 mm	VIP	VIP	VIP
	Cab panoramic skylight	S	S	S
	12 V fan skylight galley/living area	■	■	Premium
	TV bracket (flat screen) (4 kg)	0 - Premium	0 - Premium	0 - Premium
	Dining area converts into extra sleeping (2)(3)	S	S	S
	Smart Lounge (see details p. 12)	■	■	■
	Electric hideaway bed (1 place) (35 kg)	■	■	■
	Electric hideaway bed (2 places) (50 kg)	S	S	0
	Premium mattress main berth (3 kg)	0 - Premium	0 - Premium	0 - Premium
KITCHEN	Gas refrigerator 12 V/230 V	141 L AES	167 L AES	134 L AES
	Compressor fridge 12 V / 230 V	■	■	■
	Grill (G) / gas-oven (GO) / triplex Serie 700 (T)	G - GO**	T	T
BATHROOM	Double door bathroom	■	■	■
	Double bond on shower stalls	S	S	S
WATER EQUIPMENT	Fresh water capacity	105 L	105 L	105 L
	Waste water capacity	100 L	100 L	100 L
HEATING	Combined heater/water heater with pulsed air using vehicle fuel	■	■	6000 W
	Boiler for the heating with pulsed air using vehicle fuel	5500 W	5500 W	■
	Storage water (10 L) heater with electronic ignition	S	S	■
	On the road heating	S	S	S
	Combi gasoil/electrical 6 kW heating	■	■	S
ELECTRICAL EQUIPMENT	LED lighting	S	S	S
	Awning lighting	S	S	S
	Predisposition leisure battery (battery supplied by the dealer)	S	S	S
SLEEPING BERTH (mm)	Berth dining area (2)(3)	1470 x 2170	1470 x 2170	1300 x 2170
	Hideaway bed	1400 x 1900	1400 x 1900	(0) 1400 x 1900
	Lower berth	■	■	■
	Upper berth	■	■	■
	Rear fixed bed	■	■	900 x 1920 / 900 x 1990
	Rise and fall bed	■	■	■
STORAGE	Side on right	■	1145 x 695	1045 x 620
DIMENSIONS (mm)	Side on left	■	1845 x 419	895 x 590
	Facing rear	695 x 1395	■	■
OTHER OPTIONS	Tow hitch (max. 96 kg)	0	0	0
	Motorbike carrier (max. 121 kg)	0	0	0
	Winter pack: insulated and heated wast water tank, outside cabin curtains, covers for refrigerator grills (8 kg)	0	0	0

■ Can't be fitted on
S Standard equipment
0 Option

(1) According homologation
(2) Without hideaway bed, the dining area berth conversion is standard
(3) Sleeping extra berth dinette becomes option if hideaway is fitted as option

* With optional hideaway bed
** Only if pack premium
[---] Roof bed



628	630	640	711
Welcome	Welcome	Welcome	Welcome Travel Line
Fiat / Ford	Fiat / Ford	Fiat / Ford	Fiat
130-96 / 130-92	130-96 / 130-92	130-96 / 130-92	150-109
VIP	VIP	VIP	S
O / S	O / S	O / S	S
VIP	VIP	VIP	S
O - Premium	O - Premium	O - Premium	S
O / S	O / S	O / S	O
O - Premium	O - Premium	O - Premium	S
VIP	VIP	VIP	S
O / ■	O / ■	O / ■	O
■ / O	■ / O	■ / O	■
■ / S	■ / S	■ / S	■
S	S	S	S
2920 / 2970	2922 / 2972	2860 / 2910	3046
3500	3500	3500	3500
6.96 / 6.99	6.96 / 6.99	6.96 / 6.99	7.46
2.35	2.35	2.35	2.35
2.89 / 2.92	2.89 / 2.92	2.89 / 2.92	2.89
4.03 / 3.95	4.03 / 3.95	4.03 / 3.95	4.03
4	4	4	4
0	■	■	■
5	5	5	4
3/4*	4	4	4
S	S	S	S
S	S	S	S
S	S	S	S
Premium	Premium	Premium	S
S	S	S	S
S SEITZ	S SEITZ	S SEITZ	S SEITZ
■	VIP	VIP	S
S	S	S	S
Premium	■	■	■
O - Premium	O - Premium	O - Premium	S
S	S	S	■
■	S (2 x 1)	■	■
■	■	■	■
O	■	S	S x 2
O - Premium	O - Premium	O - Premium	S
167 L AES	167 L AES	167 L AES	134 L AES
■	■	■	■
G - GO**	T	T	T
■	■	■	■
S	S	S	S
105 L	105 L	105 L	105 L
100 L	100 L	100 L	100 L
6000 W	■	■	■
■	5500 W	5500 W	5500 W
■	S	S	S
S	S	S	S
S	■	■	■
S	S	S	S
S	S	S	S
S	S	S	S
900 x 2170	1200 x 1950	1300 x 1950	■
(O) 1400 x 1900	900 x 1980 / 900 x 1900	1600 x 1900	1400 x 1900 + 1400 x 1900
■	■	■	■
■	■	■	■
1600 x 1900	■	■	■
Easy Bed	■	■	■
1145 x 765	1145 x 695	1145 x 695	1045 x 620
545 x 320	1845 x 419	1845 x 419	545 x 320
■	■	■	■
O	O	O	O
O	O	O	■
O	O	O	O

Standard extras

Quality as standard

7-years warranty
Polyester reinforced roof/floor
Floor 63 mm, roof 54 mm
Styrofoam insulation
Technibox
SEITZ windows
Entrance door with window
Interior lighting 100% LED spotlights
Recessed and insulated entrance steps

Safety as standard

Special motorhome chassis
Wide track rear axle
Driver airbag
Seats adjustable for height + double armrest (Ford)
Integrated antenna in rear view mirrors (Fiat)
ESP (Ford)
16" wheels (Ford)


Comfort as standard

Cab panoramic skylight
Radio with steering wheel control (Ford)
AES Refrigerator
On the road heating
Awning lighting LED
Telescopic table leg
2nd garage/locker access on left side
Heated garage / 12 V/220 V socket

Design as standard

Two-tone furnishings ambience "Malaga"
Ambience LED

Body



Indoor styles

Furniture



Malaga

Fabrics



Auckland



Islay,
Premium



Seychelles



Elite,
optional Premium

Optional packs (Standard Travel Line)



- Manual cab air conditioning
- Passenger airbag
- Cruise control and speed limiter
- Electric de-icing rearview mirrors
- Coded front bumper
- Glossed cab front grill
- Luxury techno trim level dashboard
- Seat covers
- Panoramic skylight**
- Black bezel lamps Fiat
- Fog lamps Ford

Pack weight: 33 kg



Premium equipment

- Rear external panel
- Entrance door
- LED lights
- main mattress
- Kitchen illuminated window surround & storage
- Bathroom
- Entrance panel**

Other equipments

- Central locking cab/cell
- Flyscreen door
- Reversing camera
- Wraparound cab blinds
- Set of "ambience" cushions
- 12 V fan skylight**
- TV bracket
- Gas external socket
- External shower

Pack weight: 52 kg

** Depending on model



Welcome

Configurable low profiles



BASE VEHICLE	Base vehicle
	Engine power HP-kW
	Manual cab air conditioning
	ESP
	Cruise control + speed limiter
	Wraparound cab blinds (6 kg)
	Radio with steering wheel control
	Reversing camera with rear-view mirror (2 kg)
	Cab seat covers with matching cushions
	Automatic gear box Fiat
	Automatic pack Ford: automatic gear box, headlights and windshield wipers, windshield defrosting (45 kg)
	16" wheels
	16" alloy wheels 35 L (Fiat: 10 kg)
WEIGHT (kg)	Vehicle bodycoach weight in running order (+/- 5%)
	Max technically permissible laden mass
DIMENSIONS (m)	Overall length (excl. ladder)
	Overall width
	Overall height (excl. roof rack)
	Wheelbase
CAPACITY	Seats authorised for road use without motorbike carrier (1)
	5th authorised seat for road use (13 kg)
	Dining seats
	Sleeping berths
EXTERIOR	IRP (see catalog page 10)
	Recessed and insulated entrance steps
	Technibox (see catalog page 11)
	Entrance door with window
	Luxury entrance door with window, central locking cab/cell
	Flyscreen door (4 kg)
INTERIOR	Double-locking windows with combined blinds/screens
	Panoramic skylight 700 x 500 mm
	Cab panoramic skylight
	12 V fan skylight galley/living area
	TV bracket (flat screen) (4 kg)
	Dining area converts into extra sleeping (2)(3)
	Smart Lounge (see details p. 12)
	Electric hideaway bed (1 place) (35 kg)
	Electric hideaway bed (2 places) (50 kg)
	Premium mattress main berth (3 kg)
KITCHEN	Gas refrigerator 12 V/230 V
	Compressor fridge 12 V / 230 V
	Grill (G) / gas-oven (GO) / triplex Serie 700 (T)
BATHROOM	Double door bathroom
	Double bond on shower stalls
WATER EQUIPMENT	Fresh water capacity
	Waste water capacity
HEATING	Combined heater/water heater with pulsed air using vehicle fuel
	Boiler for the heating with pulsed air using vehicle fuel
	Storage water (10 L) heater with electronic ignition
	On the road heating
	Combi gasoil/electrical 6 kW heating
ELECTRICAL EQUIPMENT	LED lighting
	Awning lighting
	Predisposition leisure battery (battery supplied by the dealer)
SLEEPING BERTH (mm)	Berth dining area (2)(3)
	Hideaway bed
	Lower berth
	Upper berth
	Rear fixed bed
	Rise and fall bed
STORAGE DIMENSIONS (mm)	Side on right
	Side on left
	Facing rear
OTHER OPTIONS	Tow hitch (max. 96 kg)
	Motorbike carrier (max. 121 kg)
	Winter pack: insulated and heated wast water tank, outside cabin curtains, covers for refrigerator grills (8 kg)

716
Welcome

738XLB
Welcome

747GA
Welcome

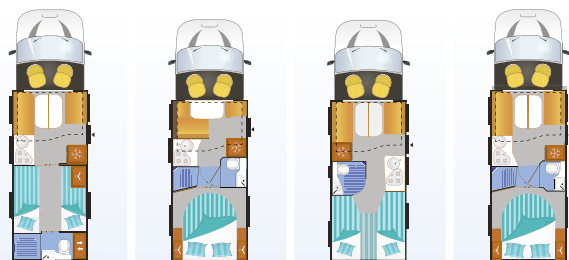
Fiat / Ford	Fiat / Ford	Fiat / Ford
130-96 / 130-92	130-96 / 130-92	130-96 / 130-92
VIP	VIP	VIP
0 / S	0 / S	0 / S
VIP	VIP	VIP
0 - Premium	0 - Premium	0 - Premium
0 / S	0 / S	0 / S
0 - Premium	0 - Premium	0 - Premium
VIP	VIP	VIP
0 / ■	0 / ■	0 / ■
■ / 0	■ / 0	■ / 0
■ / S	■ / S	■ / S
S	S	S
3001 / 3051	2929 / 2979	2907 / 2957
3500	3500	3500
7.46 / 7.49	7.46 / 7.49	7.46 / 7.49
2.35	2.35	2.35
2.89 / 2.92	2.89 / 2.92	2.89 / 2.92
4.03 / 3.95	4.03 / 3.95	4.03 / 3.95
5	4	4
S	■	■
5	5	5
5	3/4*	3/4*
S	S	S
S	S	S
S	S	S
Premium	Premium	Premium
S	S	S
S SEITZ	S SEITZ	S SEITZ
VIP	VIP	VIP
S	S	S
■	Premium	Premium
0 - Premium	0 - Premium	0 - Premium
S	S	S
■	S	S
S x 2 Duo bed	■	■
S	0	0
0 - Premium	0 - Premium	0 - Premium
167 L AES	141 L AES	141 L AES
■	■	■
T	T	T
■	■	S
S	S	S
105 L	105 L	105 L
100 L	100 L	100 L
■	6000 W	6000 W
5500 W	■	■
S	■	■
S	S	S
■	S	S
S	S	S
S	S	S
1470 x 2170	1150 x 1950	1150 x 1950
1400 x 1900	(0) 1400 x 1900	(0) 1400 x 1900
850 x 1890	■	■
850 x 1890	■	■
■	1600 x 2000	900 x 1970 / 900 x 1990
■	Easy Bed	■
1845 x 695	1145 x 765	1045 x 765
895 x 590	■	895 x 590
■	695 x 1145	■
0	0	0
■	■	■
0	0	0

■ Can't be fitted on
S Standard equipment
0 Option

(1) According homologation
(2) Without hideaway bed, the dining area berth conversion is standard
(3) Sleeping extra berth dinette becomes option if hideaway is fitted as option

* With optional hideaway bed
** Only if pack premium
[---] Roof bed





Standard extras

Quality as standard

7-years warranty
Polyester reinforced roof/floor
Floor 63 mm, roof 54 mm
Styrofoam insulation
Technibox
SEITZ windows
Entrance door with window
Interior lighting 100% LED spotlights
Recessed and insulated entrance steps

Safety as standard

Special motorhome chassis
Wide track rear axle
Driver airbag
Seats adjustable for height + double armrest (Ford)
Integrated antenna in rear view mirrors (Fiat)
ESP (Ford)
16" wheels (Ford)


Comfort as standard

Cab panoramic skylight
Radio with steering wheel control (Ford)
AES Refrigerator
On the road heating
Awning lighting LED
Telescopic table leg
2nd garage/locker access on left side
Heated garage / 12 V/220 V socket

Design as standard

Two-tone furnishings ambience "Malaga"
Ambience LED

Body



Indoor styles

Furniture



Malaga

Fabrics



Auckland



Islay,
Premium



Seychelles



Elite,
optional Premium

Optional packs (Standard Travel Line)



- Manual cab air conditioning
- Passenger airbag
- Cruise control and speed limiter
- Electric de-icing rearview mirrors
- Coded front bumper
- Glossed cab front grill
- Luxury techno trim level dashboard
- Seat covers
- Panoramic skylight**
- Black bezel lamps Fiat
- Fog lamps Ford

Pack weight: 33 kg



Premium equipment

- Rear external panel
- Entrance door
- LED lights
- main mattress
- Kitchen illuminated window surround & storage
- Bathroom
- Entrance panel**

Other equipments

- Central locking cab/cell
- Flyscreen door
- Reversing camera
- Wraparound cab blinds
- Set of "ambience" cushions
- 12 V fan skylight**
- TV bracket
- Gas external socket
- External shower

Pack weight: 52 kg

** Depending on model



BASE VEHICLE

- Base vehicle
- Engine power HP-kW
- Fuel tank capacity 90 L (1)
- Electric, de-icing rearview mirrors
- Cab seat covers with matching cushions + (2 cushions in rear part) (2 kg)
- Driver airbag
- Passenger airbag
- Pre-wired radio + 4 LS (cab)
- Integrated antenna in rear view mirrors
- Cab shaded by insulating curtains
- Cab and floor carpet (2 kg)
- Manual cab air conditioning
- Cruise control

WEIGHT (kg)

- Vehicle bodycoach weight in running order (+/- 5%)
- Max technically permissible laden mass
- Authorised towing weight

DIMENSIONS (m)

- Overall length (excl. ladder)
- Overall width
- Overall height (excl. roof rack)

CAPACITY

- Seats authorised for road use without motorbike carrier (2)
- Dining seats
- Sleeping berths

EXTERIOR

- Electric step
- Gas storage: 20 L chassis mounted gas tank

INTERIOR

- Double-locking windows with combined blinds/screens (total number)
- Roof light 400 x 400 mm
- Panoramic skylight 700 x 500 mm

KITCHEN

- Sink and hob plate with 2 burners
- Refrigerator (MES) with 3 powers modes (gas/12 V/230 V)
- Microwave oven
- Kitchen worktop with extension
- Removable table

BATHROOM

- Shower
- Cupboard with mirrors
- Foldable wash basin
- Aeration (shower)

WATER EQUIPMENT

- Fresh water capacity
- Waste water capacity

HEATING

- Boiler for the heating with pulsed air using vehicle fuel
- On the road heating
- Gasoil 4 kW heating

ELECTRICAL EQUIPMENT

- Electronic control panel
- LED lighting
- Awning lighting
- Predisposition leisure battery (battery supplied by the dealer)

SLEEPING BERTH (m)

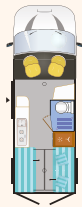
- Rear removable double bed
- Twin bed

PACKS

- Travel pack 15'' (only for Twist 594): 15'' black alloy wheels, day running lights LED, ESP Traction Plus + Hill Descent, Bluetooth DAB radio, steering wheel controls, DAB antenna & loudspeakers, navigation SD card, rear camera
- Travel pack 16'' (only for Twist 697): 16'' alloy wheels, day running lights LED, ESP Traction Plus + Hill Descent, Bluetooth DAB radio, steering wheel controls, DAB antenna & loudspeakers, navigation SD card, rear camera

Engines

Cubic capacity	2 L	2.3 L	2.3 L	2.3 L
HP-kW power	115-85	130-96	150-110	180-130
Nm torque	290	320	380	400
Drive train	belt	belt	belt	belt



Twist 594



Twist 697

Fiat	Fiat
115-85	130-96
S	S
S	S
S	S
S	S
S	S
S	S
S	S
S	S
S	S
S	S
S	S
2780	2920
3300	3500L
2500	2500
5.99	6.36
2.05	2.05
2.61	2.61
2	4
4	4
2	2
S	S
S	S
5	6
1	■
1	1
S	S
80 L	80 L
S	S
S	S
70 x 55 cm (rectangular) 55 cm diam. (round)	70 x 55 cm (rectangular)
S	S
S	S
S	S
S	S
70 L	70 L
70 L	70 L
S	S
S	S
S	S
S	S
S	S
1.86	1.86
■	1.86 x 0.65 / 1.83 x 0.68
0	■
■	0

■ Can't be fitted on
S Standard equipment
0 Option
(1) Conform to chassis provider
(2) According homologation

Standard extras

- Engine 115 HP*
- Silver grey metallic paint
- Driver and passenger airbag
- Pre wired radio + loudspeakers
- Mirros DAB radio antenna
- Manual air conditioning
- Cruise control
- Electric rear view mirror
- Electric step

* 130 HP for Twist 697


Bodywork



Silver grey 611

Indoor style

Fabric



Sheppey



Removable
floor carpet




Panel control




Chassis options

Overcabs & low profiles

Fiat options		Flash	Welcome
Engine 130 HP/96 kW >150 HP/109 kW (2.3 L)		0	0
Engine 130 HP/96 kW >180 HP/109 kW (2.3 L)		0	0
Chassis 3.5 T > 3.65 T (light) (1)		0	0
Chassis 3.5 T > 4.250 T (heavy - 16") 130 HP/96 kW (2) / 4.4 T 150 HP/109 kW (2)		0	0
Chassis 3.5 T > 4.4 T (heavy - 16") 180 HP/130 kW (2)		0	0
Metallic paint grey dark (cabin + front bumpers) (4)		■	0*
ESP Traction Plus + Hill Descent (4)		0	0
Day Running Lights LED (4)		0	0
Bluetooth radio CD/MP3 with touchscreen and steering wheel control		0	0
Bluetooth Radio CD/MP3 with touchscreen and steering wheel control, GPS		0	0
16" alloy wheels (3500 kg) (4)		S	S
16" alloy wheels (4000 kg)		0	0
Robotized gearbox Confort-matic + ESP traction plus		0	0




- Can't be fitted on
- 0 Option
- * Only if Premium pack
- (1) Please specify when ordering in order to establish COC document with 3.65 T
- (2) Except C656, 530, 610.
ESP mandatory with chassis Heavy
- (3) Except 711 standard equipment
- (4) Except C514, 514, 515, 530, 610, 634
- (5) With Automatic gear box (3.5 T),
Towable weight: 870 kg (PTRA 4 250 kg)

Ford options		Flash	Welcome
Engine 130 HP/96 kW > 170 HP/125 kW (2.0 L - 450 Nm)		0	0
Chassis 3.5 T > 4.1 T 170 HP/125 kW (4)		0	0
Metallic paint bronze (cabin + front bumpers)		■	0*
Premium audio system with CD reader, SYNC systems with emergency calls, 4 loudspeakers, trip computer		0	0
Premium audio system including DAB with Sat Nav Europe, 4 loudspeakers, 6 inches colour touch screen, SYNC 3 with advanced voice control and emergency call, trip computer		0	0
Premium digital audio system (DAB) with CD reader, SYNC systems with emergency call, 4 HP, trip computer		■	■
16" alloy wheels		S	S
Automatic pack: powershift automatic gearbox, automatic lighted headlights and windshield wipers, defrosting windshield (6)		0	0
Techno pack 1: adaptive cruise control, lane-keeping alert and audio system SYNC + CD reader		0	0
Techno pack 2: adaptive cruise control, lane-keeping alert and audio system SYNC + CD reader & GPS		0	0



- The optional "towing/motorcycle carrier" equipment can in certain cases change the number of passengers on the car registration papers. Your dealer will be able to give you more information.
- Weight ready for use: empty weight ready for use includes the driver's weight (75 kg) and the maximum reserve of water in circulation, 90% of fuel and 100% of gas. The empty weights ready for use on the list take into account only standard equipment upon shipment from the factory. European regulations tolerate a difference of +/- 5% on empty weight ready for use. The vehicle maker reserves the right to modify.
- Accessories and equipments fitted as an option are not included when determining the weight. Their weight should therefore be deducted from the available payload.
- You may be able to find certain heavy accessories like large blinds or generators in the marketplace. The weight of these accessories should be deducted from the payload and could possibly lead to a reduction in the actual passenger numbers. It is therefore important not to exceed the maximum loads on axles and the technically acceptable loaded weight when the vehicle is fully loaded.
- Clean water reservoir capacity (approved for our overcabs/low profiles/A-class); capacity is 1 L, must comply with regulations wis up to the user to adapt loads and the number of passengers to the vehicle's loaded weight. To do this, clean water reservoir capacity can be adjusted by the user to avoid reducing the number of passengers.
- Some models photographed in this catalogue may be shown with equipment supplied as an option. The characteristics of photographed models may vary from one country to the next. Despite the care taken in producing this catalogue, this cannot be viewed as a contractual document. Chausson reserves the right to modify its models without prior notice. Chausson cannot be held liable for any modifications made by its suppliers nor typographical errors when printing these documents. It is forbidden to reproduce, even partially, text or document. Do not litter the public highway.
- Your retailer is at your disposal to advise you and provide you with any additional information.
- Where there are multilingual versions, the French text is the binding version.

Van conversions

Fiat options		Twist
130 HP engine-96 kW (2.3 L) (standard for Twist 697)		0
150 HP engine-110 kW (2.3 L)		0
180 HP engine-130 kW (2.3 L)		0
6 speeds automatic gearbox		0



Most of our Chausson models comply with British and European safety standards, with full UK specification. They are independently verified and approved by the National Caravan Council (NCC). Your dealer will be able to give you more information.

TRIGANO VDL

1, avenue de Rochebonne - CS 69003
07302 Tournon-sur-Rhône Cedex
Tél. +33 (0)4 75 07 55 00
contact@chausson.tm.fr

www.motorhomes-chausson.co.uk

CHAUSSON
Exploring new horizons