

EDITION 2020

THE SPIRIT of innovation

CHAUSSON
An advance journey



Technical characteristics

UK



Panorama 2020 > 2

Low profiles > 4

Overcabs > 8

Vans > 10


PANORAMA 2020


Compact 5.99 m > 6.39 m


Medium


Island bed




 Low profiles

 Travel Line low profile

 Overcabs

 Vans

 Hideaway bed


± 7 m



Twin beds




- 7 m



Maxi lounge



- 6 m




NEW 520



Smart lounge

- 7 m



- 6.4 m



NEW 650



Smart lounge

- 7 m



For family




- 6 m



C514



- 6.4 m



634



DUO BED
EASY BOX


- 7 m



Traditionals



- 6 m



514



- 6 m

Vans



5.99 m




6.99 > 7.09 m








Maxi 7.16 > 7.49 m



- 7.2 m










- 7.5 m





- 7.5 m









- 7.5 m





- 7.2 m









- 7.2 m





7.46 m













- 7.5 m





+ 6 m





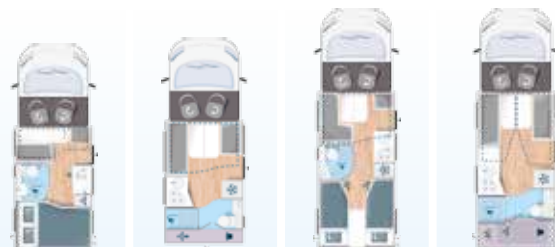
6.36 m







LOW PROFILES



		514	520	627GA	630
BASE VEHICLE	Brand	Fiat / Ford	Fiat / Ford	Fiat / Ford	Fiat / Ford
	Engine power HP-kW	120-89 / 130-92	120-89 / 130-92	120-89 / 130-92	120-89 / 130-92
EXTERIOR DIMENSIONS	Overall length (m)	5.96 / 5.99	5.96 / 5.99	6.96 / 6.99	6.96 / 6.99
	Overall width (m)	2.35	2.35	2.35	2.35
	Overall height (m)	2.89 / 2.92	2.89 / 2.92	2.89 / 2.92	2.89 / 2.92
	Wheelbase (m)	3.45 / 3.30	3.80 / 3.75	4.03 / 3.95	4.03 / 3.95
	Right hold door (mm)	1145 x 765	■	1045 x 765	1145 x 695
	Left hold door (mm)	795 x 405	■	895 x 590	1845 x 419
	Rear hold door (mm)	■	695 x 1145	■	■
CAPACITY	Seats authorised for road use ⁽¹⁾	4	4	4	4
	5 th authorised seat for road use	0	■	0	■
	Sleeping berths	3/4*	4	3/5*	4
	Dining seats	5	5	5	5
WEIGHT (kg)	Max technically permissible laden mass	3500	3500	3500	3500
	Vehicle bodycoach weight in running order (+/- 5%)	2736 / 2753	2832 / 2849	2915 / 2877	2961 / 2978
CHASSIS EQUIPMENT	ESP	S	S	S	S
	16" alloy wheels 35 L (Ford 20 kg)	S	S	S	S
CAB	Manual cab air conditioning	VIP	VIP	VIP	VIP
	Driver airbag	S	S	S	S
	Radio with steering wheel control	0 / S	0 / S	0 / S	0 / S
	FM/DAB radio, USB/Bluetooth, touchscreen (Fiat 8"/Ford 9")	0	0	0	0
	Reversing camera with rear-view mirror (2 kg)	0 - Premium	0 - Premium	0 - Premium	0 - Premium
	Isothermal outside cabin cover	S	S	S	S
	Cruise control + speed limiter	VIP	VIP	VIP	VIP
	Swivel seats adjustable for height + double armrest	S	S	S	S
	Cab seat covers with matching cushions	VIP	VIP	VIP	VIP
	Cab panoramic skylight	S	S	S	S
STRUCTURE	GRP on roof/floor/sides	S	S	S	S
	Styrofoam insulation	S	S	S	S
	Floor 63.5 mm thick	S	S	S	S
	Roof 54.5 mm thick	S	S	S	S
AUTONOMY	Fresh water capacity	105 L	95 L	105 L	105 L
	Waste water capacity	100 L	100 L	100 L	100 L
	Predisposition leisure battery (battery supplied by the dealer)	S	S	S	S
	Technibox, see page 44 of the catalogue	S	S	S	S
HEATING	Combined heater/water heater with pulsed air using vehicle fuel	■	■	6000 W	■
	Boiler for the heating with pulsed air using vehicle fuel	5500 W**	5500 W	■	5500 W
	Storage water 10 L (gas) heater with electronic ignition	S	S	■	S
	Heating digitally programmable and used while on the road	S	S	S	S
SLEEPING BERTH (mm)	Rear fixed bed	1330 x 2020	■	900 x 1920 / 900 x 1990	■
	EasyBed: rear bed height easily adjustable	S	■	■	■
	Electric hideaway bed, 1 pers., max. 150 kg (35 kg)	0	■	■	S (2 x 1)
	Lower berth	■	■	■	■
	Upper berth	■	■	■	■
	Electric hideaway bed, 2 pers., max. 250 kg (50 kg)	■	S	0	■
	Hideaway bed ⁽²⁾	(0) 800 x 1900	1400 x 1900	(0) 1400 x 1900	900 x 2000 / 900 x 1900
	Berth dining area ⁽³⁾	830 x 2170	1200 x 1950	1290 x 2170	1300 x 1950
CELL	Premium mattress main berth (3 kg)	0 - Premium	0 - Premium	0 - Premium	0 - Premium
	Double-locking windows with combined blinds/screens	S	S	S	S
ENTRANCE	Panoramic skylight 700 x 500 mm	VIP	VIP	VIP	VIP
	Recessed and insulated entrance steps	S	S	S	S
	Flyscreen door	A - VIP	A - VIP	A - VIP	A - VIP
	Entrance door with window	S	S (XL)	S	S (XL)
LOUNGE	Luxury entrance door with window, central locking cab/cell	Premium	Premium	Premium	Premium
	SmartLounge, see page 8 of the catalogue	■	S	■	S
	Multi-position table, height adjustable	■	T-System	S	T-System
	Dining area converts into extra sleeping	S	S	S	S
KITCHEN	TV bracket, flat screen (4 kg)	0 - Premium	0 - Premium	0 - Premium	0 - Premium
	Grill (G) / Gas-oven (GO) / Triplex cooker (T)	G	T	T	T
	Gas refrigerator 12 V/230 V	90 L AES	167 L AES	134 L AES	167 L AES
BATHROOM	Compressor fridge 12 V/230 V	■	■	■	■
	Double bond on shower stalls	S	S	S	S
EXTERIOR	Double door bathroom	■	■	■	■
	Tow hitch ⁽⁴⁾ (Ford 60 kg / Fiat 74 kg)	0	0	0	0
	Factory fitted cross-bar for bike-rack	S	S	S	S
PACK	Winter pack: insulated and heated wast water tank, outside cabin curtains, covers for refrigerator grills (6 kg)	0	0	0	0

■ can't be fitted on
S standard equipment

0 option
A accessory available at your dealership
* with hideaway bed and dinette berth

** except Fiat: 4000 W

(1) according homologation

(2) without hideaway bed, the berth conversion is standard

(3) extra dinette berth becomes option if hideaway is fitted as option

(4) may cancel a seat for road use. Your dealer will give you more information

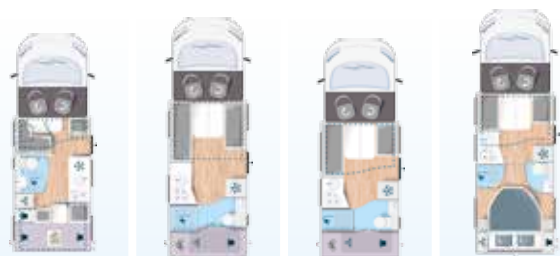
[] hideaway

Low profile APPELLATION

Example: **514**
1st figure
3rd figure

1st figure, length of the vehicle:

5 5.xx m
6 6.xx m
7 7.xx m



5+ AS STANDARD

- Fiat or Ford to choose
- "Grade 3" certified, the highest insulation level
- Roof and floor thickness above the market's standards
- Large dimensions beddings
- Heated, lighted garage holds, equipped with stowage hooks, 12/230 V plugs and 2 doors

BODY



White


Campovolo,
Premium option

White

Diffused silver,
Premium option

INDOOR STYLES

Furniture



Orfeo

Fabrics



Aspen



Marshall

Seychelles,
PremiumAustralia
(Easy clean)
PremiumPrestige
(Easy clean)
Premium option

Easy clean : this type of fabric has a surface coating that helps prevent staining.

OPTIONAL PACKS



- Manual cab air conditioning
- Passenger airbag
- Cruise control and speed limiter
- Electric de-icing rearview mirrors
- Coded front bumper
- Glossed cab front grill
- Luxury techno trim level dashboard
- Flyscreen door
- Seat covers
- Panoramic skylight*
- Black bezel lamps Fiat
- Fog lamps Ford

Pack weight: 35 kg



Mandatory VIP pack

Premium equipment on:

- Rear external panel
- Entrance door
- LED lights
- main mattress
- Kitchen illuminated window surround & storage
- Wooden duck board & bathroom storage
- Entrance panel*

Extra equipment:

- Central locking cab/cell
- Reversing camera
- Wraparound cab blinds
- Set of "ambiance" cushions
- 12 V fan skylight*
- TV bracket
- Gas external socket
- External shower

Pack weight: 52 kg

* Depending on model

	Fiat		Ford			
	Manual gear box	Automatic gear box	Manual gear box	Automatic gear box		
	120 to 180 HP	140 to 180 HP	130 HP	170 HP	130 HP	170 HP
3.5 T	2000 kg	!	1500 kg	2000 kg	750 kg	
3.65 T	1950 kg	!	■	■	■	■
4.1 T	■	■	■	1400 kg	■	■
4.25 T	1820 kg	!	■	■	■	■
4.4 T	1790 kg	!	■	■	■	■

! information not available at the date of printing

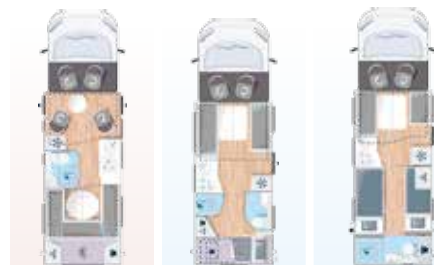
3rd figure, rear bed type:

- 0 no fixed bed
 4 transverse bed
 5 French bed

- 6 bunk beds
 7 twin beds
 8 island bed



LOW PROFILES



		711	720	757
BASE VEHICLE	Brand	Fiat	Fiat / Ford	Fiat / Ford
	Engine power HP-kW	140-104	120-89 / 130-92	120-89 / 130-92
EXTERIOR DIMENSIONS	Overall length (m)	7.46	7.16 / 7.19	7.46 / 7.49
	Overall width (m)	2.35	2.35	2.35
	Overall height (m)	2.89	2.89 / 2.92	2.89 / 2.92
	Wheelbase (m)	4.03	4.03 / 3.95	4.03 / 3.95
	Right hold door (mm)	1045 x 620	1045 x 620	1845 x 695 + 465 x 945
	Left hold door (mm)	545 x 320	795 x 405	455 x 565
CAPACITY	Rear hold door (mm)	■	■	■
	Seats authorised for road use ⁽¹⁾	4	5	4
	5 th authorised seat for road use	■	S	■
	Sleeping berths	4	5	3/5*
WEIGHT (kg)	Dining seats	4	5	5
	Max technically permissible laden mass	3500	3500	3500
	Vehicle bodycoach weight in running order (+/- 5%)	3174	3015 / 3032	3062 / 3078
CHASSIS EQUIPMENT	ESP	S	S	S
	16" alloy wheels 35 L (Ford 20 kg)	S	S	S
CAB	Manual cab air conditioning	S	VIP	VIP
	Driver airbag	S	S	S
	Radio with steering wheel control	0	0 / S	0 / S
	FM/DAB radio, USB/Bluetooth, touchscreen (Fiat 8"/Ford 9")	0	0	0
	Reversing camera with rear-view mirror (2 kg)	S	0 - Premium	0 - Premium
	Isothermal outside cabin cover	S	S	S
	Cruise control + speed limiter	S	VIP	VIP
	Swivel seats adjustable for height + double armrest	S	S	S
	Cab seat covers with matching cushions	S	VIP	VIP
	Cab panoramic skylight	S	S	S
	GRP on roof/floor/sides	S	S	S
	Styrofoam insulation	S	S	S
AUTONOMY	Floor 63.5 mm thick	S	S	S
	Roof 54.5 mm thick	S	S	S
	Fresh water capacity	105 L	95 L	95 L
	Waste water capacity	100 L	100 L	100 L
HEATING	Predisposition leisure battery (battery supplied by the dealer)	S	S	S
	Technibox, see page 44 of the catalogue	S	S	S
	Combined heater/water heater with pulsed air using vehicle fuel	■	■	6000 W
	Boiler for the heating with pulsed air using vehicle fuel	5500 W	5500 W	■
SLEEPING BERTH (mm)	Storage water 10 L (gas) heater with electronic ignition	S	S	■
	Heating digitally programmable and used while on the road	S	S	S
	Rear fixed bed	■	■	800 x 1960 / 800 x 1880
	EasyBed: rear bed height easily adjustable	■	■	■
CELL	Electric hideaway bed, 1 pers., max. 150 kg (35 kg)	■	S	■
	Lower berth	■	810 x 2000	■
	Upper berth	■	740 x 1900	■
	Electric hideaway bed, 2 pers., max. 250 kg (50 kg)	S x 2	S	0
	Hideaway bed ⁽²⁾	1400 x 1900 + 1400 x 1900	1600 x 1900	(0) 1400 x 1900
	Berth dining area ⁽³⁾	■	1300 x 1950	1100 x 1950
	Premium mattress main berth (3 kg)	S	0 - Premium	0 - Premium
	Double-locking windows with combined blinds/screens	S	S	S
ENTRANCE	Panoramic skylight 700 x 500 mm	S	VIP	VIP
	Recessed and insulated entrance steps	S	S	S
	Flyscreen door	S	A - VIP	A - VIP
	Entrance door with window	S	S (XL)	S
LOUNGE	Luxury entrance door with window, central locking cab/cell	S	Premium	Premium
	SmartLounge, see page 8 of the catalogue	■	S	S
	Multi-position table, height adjustable	S	T-System	S
	Dining area converts into extra sleeping	■	S	S
KITCHEN	TV bracket, flat screen (4 kg)	S	0 - Premium	0 - Premium
	Grill (G) / Gas-oven (GO) / Triplex cooker (T)	T	T	T
	Gas refrigerator 12 V/230 V	134 L AES	134 L AES	167 L AES
BATHROOM	Compressor fridge 12 V/230 V	■	■	■
	Double bond on shower stalls	S	S	S
EXTERIOR	Double door bathroom	■	■	■
	Tow hitch ⁽⁴⁾ (Ford 60 kg / Fiat 74 kg)	■	0	0
PACK	Factory fitted cross-bar for bike-rack	S	S	S
	Winter pack: insulated and heated wast water tank, outside cabin curtains, covers for refrigerator grills (6 kg)	0	0	0

■ can't be fitted on
S standard equipment

0 option
A accessory available at your dealership
* with hideaway bed and dinette berth

(1) according homologation
(2) without hideaway bed, the berth conversion is standard
(3) extra dinette berth becomes option if hideaway is fitted as option
(4) may cancel a seat for road use. Your dealer will give you more information
[] hideaway

Low profile APPELLATION

Example: **514**
1st figure
3rd figure

1st figure, length of the vehicle:

5 5.xx m
6 6.xx m
7 7.xx m



5+ AS STANDARD

- Fiat or Ford to choose
- "Grade 3" certified, the highest insulation level
- Roof and floor thickness above the market's standards
- Large dimensions beddings
- Heated, lighted garage holds, equipped with stowage hooks, 12/230 V plugs and 2 doors

BODY



White


Campovolo,
Premium option

White

Diffused silver,
Premium option

INDOOR STYLES

Furniture



Orfeo

Fabrics



Aspen



Marshall

Seychelles,
PremiumAustralia
(Easy clean)
PremiumPrestige
(Easy clean)
Premium option

Easy clean : this type of fabric has a surface coating that helps prevent staining.

OPTIONAL PACKS



- Manual cab air conditioning
- Passenger airbag
- Cruise control and speed limiter
- Electric de-icing rearview mirrors
- Coded front bumper
- Glossed cab front grill
- Luxury techno trim level dashboard
- Flyscreen door
- Seat covers
- Panoramic skylight*
- Black bezel lamps Fiat
- Fog lamps Ford

Pack weight: 35 kg



Mandatory VIP pack

Premium equipment on:

- Rear external panel
- Entrance door
- LED lights
- main mattress
- Kitchen illuminated window surround & storage
- Wooden duck board & bathroom storage
- Entrance panel*

Extra equipment:

- Central locking cab/cell
- Reversing camera
- Wraparound cab blinds
- Set of "ambiance" cushions
- 12 V fan skylight*
- TV bracket
- Gas external socket
- External shower

Pack weight: 52 kg

* Depending on model

	Manual gear box	Automatic gear box	Manual gear box	Automatic gear box		
	120 to 180 HP	140 to 180 HP	130 HP	170 HP	130 HP	170 HP
3.5 T	2000 kg	!	1500 kg	2000 kg	750 kg	
3.65 T	1950 kg	!	■	■	■	■
4.1 T	■	■	■	1400 kg	■	■
4.25 T	1820 kg	!	■	■	■	■
4.4 T	1790 kg	!	■	■	■	■

! information not available at the date of printing

3rd figure, rear bed type:

- 0 no fixed bed
 4 transverse bed
 5 French bed

- 6 bunk beds
 7 twin beds
 8 island bed



OVERCABS

BASE VEHICLE

Brand
Engine power HP-kW

EXTERIOR DIMENSIONS

Overall length (m)
Overall width (m)
Overall height (m)
Wheelbase (m)
Right hold door (mm)
Left hold door (mm)

CAPACITY

Seats authorised for road use⁽¹⁾
5th authorised seat for road use (13 kg)
Sleeping berths
Dining seats

WEIGHT (kg)

Max technically permissible laden mass
Vehicle bodycoach weight in running order (+/- 5%)

CHASSIS EQUIPMENT

ESP
Electric, de-icing rearview mirrors
16" wheels
16" alloy wheels 35 L (Ford 20 kg)

CAB

Manual cab air conditioning
Driver airbag
Radio with steering wheel control
FM/DAB radio, USB/Bluetooth, touchscreen (Fiat 8"/Ford 9")
Reversing camera with rear-view mirror (2 kg)
Cab shaded by insulating curtains
Isothermal outside cabin cover
Cruise control + speed limiter
Swivel seats adjustable for height + double armrest
Cab seat covers with matching cushions

STRUCTURE

GRP on roof/floor/sides
Styrofoam insulation
Floor 63.5 mm thick

AUTONOMY

Fresh water capacity
Waste water capacity
Predisposition leisure battery (battery supplied by the dealer)
Technibox, see page 44 of the catalogue

HEATING

Combined heater/water heater with pulsed air using vehicle fuel
Boiler for the heating with pulsed air using vehicle fuel
Storage water 10 L (gas) heater with electronic ignition
Heating digitally programmable and used while on the road

SLEEPING BERTH

(mm)

Rear fixed bed
EasyBed: rear bed height easily adjustable
Over-the-cab berth
Lower berth
Upper berth
Berth dining area

CELL

Double-locking windows with combined blinds/screens
Panoramic skylight 700 x 500 mm
Storage locker with exterior access

ENTRANCE

Recessed and insulated entrance steps
Flyscreen door
Entrance door with window

LOUNGE

Dining area converts into extra sleeping
TV bracket, flat screen (4 kg)

KITCHEN

Sink and hob plate with 3 burners
Grill (G) / Triplex cooker(T)
Gas refrigerator 12 V/230 V
Kitchen drawer(s) with self closing and soundless system

BATHROOM

Double bond on shower stalls
Skylight with screen
Double door bathroom

EXTERIOR

Tow hitch⁽²⁾ (Ford 60 kg / Fiat 74 kg)
Factory fitted cross-bar for bike-rack
Awning lighting

PACK

Winter pack: insulated and heated wast water tank, outside cabin curtains, covers for refrigerator grills (6 kg)

■ can't be fitted on
S standard equipment
O option

A accessory available at your dealership
(1) according homologation
(2) may cancel a seat for road use.
Your dealer will give you more information

Overcab APPELLATION

Example:

C514

C: overcab

1st figure

3rd figure

1st figure, length of the vehicle:

5 5.xx m

6 6.xx m

7 7.xx m

C514	C656	C717GA
Ford	Fiat	Fiat
130-92	120-89	120-89
5.99	6.96	7.46
2.35	2.35	2.35
3.10	3.06	3.06
3.30	3.80	4.03
1145 x 765	1145 x 565	1045 x 765
795 x 405	795 x 405	895 x 590
4	7	5
0	■	S
4	6 (+1)	5
5	7	5
3500	3500	3500
2780	2925	3049
S	S	S
VIP	VIP	VIP
S	■	■
S	S	S
VIP	VIP	VIP
S	S	S
S	0	0
0	0	0
0	0	0
S	S	S
S	S	S
VIP	VIP	VIP
S	S	S
VIP	VIP	VIP
S	S	S
S	S	S
105 L	105 L	105 L
100 L	100 L	100 L
S	S	S
S	S	S
■	■	6000 W
5500 W	5500 W	■
S	S	■
S	S	S
1330 x 2020	■	900 x 1990 + 900 x 1970
S	■	■
1550 x 2030	1550 x 2030	1550 x 2030
■	800 x 2110	■
■	800 x 2110	■
■	1460 x 1320	1100 x 1900
S	S	S
VIP	VIP	VIP
S	S	S
S	S	S
A - VIP	A - VIP	A - VIP
S	S	S
■	S	S
0	0	0
S	S	S
G	T	T
90 L AES	141 L AES	141 L AES
S	S	S
S	S	S
S	S	S
■	■	S
0	0	0
S	S	S
S	S	S
0	0	0

3rd figure , rear bed type:

4 transverse bed
6 bunk beds
7 twin beds

5+ AS STANDARD

- Floor thickness above the market's standards
- Large dimensions beddings
- anti-condensation over-cab bed base
- Heating that can be used on the road with programmable digital control
- Heated, lighted garage holds, equipped with stowage hooks, 12/230 V plugs and 2 doors

BODY



White



White

INDOOR STYLES

Furniture



Salinas

fabrics



Aspen



Vatoo
(Easy clean)

Easy clean : this type of fabric has a surface coating that helps prevent staining.

OPTIONAL PACK



- Manual cab air conditioning
- Passenger airbag
- Cruise control and speed limiter
- Electric de-icing rearview mirrors
- Coded front bumper
- Glossed cab front gril
- Luxury techno trim level dashboard
- Flyscreen door
- Seat covers
- Panoramic skylight
- Black bezel lamps Fiat
- Fog lamps Ford

Pack weight: 35 kg

TOWABLE WEIGHT WITH TOW HITCH, factory fitted

	Manual gear box	Automatic gear box	Manual gear box	Automatic gear box		
	120 to 180 HP	140 to 180 HP	130 HP	170 HP	130 HP	170 HP
3.5 T	2000 kg	!	1500 kg	2000 kg	750 kg	
3.65 T	1950 kg	!	■	■	■	■
4.1 T	■	■	■	1400 kg	■	■
4.25 T	1820 kg	!	■	■	■	■
4.4 T	1790 kg	!	■	■	■	■

! information not available at the date of printing



VANS

BASE VEHICLE

- Brand
- Euro 6d-temp engine
- Engine power HP-kW
- ESP Traction Plus + Hill Descent
- Fuel tank capacity⁽¹⁾
- Driver airbag
- Passenger airbag
- Electric, de-icing rearview mirrors
- Cruise control + speed limiter
- Manual cab air conditioning
- Alloy wheels
- DRL Leds
- Bluetooth DAB radio
- Steering wheel controls
- Navigation SD card
- Rear camera
- Cab shaded by insulating curtains
- Wraparound cab blinds
- Cab and floor carpet

WEIGHT (kg)

- Vehicle bodycoach weight in running order (+/- 5%)
- Max technically permissible laden mass
- Authorised towing weight

DIMENSIONS (m)

- Overall length (excl. ladder)
- Overall width
- Overall height (excl. roof rack)

CAPACITY

- Seats authorised for road use without motorbike carrier⁽²⁾
- Dining seats
- Sleeping berths

EXTERIOR

- Electric step
- Gas storage

INTERIOR

- Flynet for sliding door
- Double-locking windows with combined blinds/screens (total number)
- Roof light 400 x 400
- Panoramic skylight 700 x 500 mm

KITCHEN

- Sink and hob plate with 2 burners
- Refrigerator (MES) with 3 powers modes (gas/12 V/230 V)
- Oven
- Kitchen worktop with extension
- Removable table

BATHROOM

- Shower
- Cupboard with mirrors
- Foldable wash basin
- Aeration (shower)

WATER EQUIPMENT

- Fresh water capacity
- Waste water capacity

HEATING

- Boiler for the heating with pulsed air using vehicle fuel
- On the road heating
- Gasoil 4 kW heating

ELECTRICAL EQUIPMENT

- Electronic control panel
- LED lighting
- Awning lighting

SLEEPING BERTH (m)

- Rear removable double bed
- Twin bed

■ can't be fitted on
S standard equipment
O option
* estimated weight
(1) conform to chassis provider
(2) according homologation

VAN APPELLATION

Example: **V594**
V: van
1st number
3rd number

1st number, length of the vehicle: 5 5.xx m
6 6.xx m
7 7.xx m

3rd number, rear bed type: 4 transverse bed
7 twin beds



Chausson 33 Line V594		Chausson 33 Line V697	
Fiat		Fiat	
S		S	
140-104		140-104	
S		S	
75 L		75 L	
S		S	
S		S	
S		S	
S		S	
15"		16"	
S		S	
S		S	
S		S	
S		S	
S		S	
S		S	
S		S	
2860		2980*	
3300		3500	
2000		2500	
5.99		6.36	
2.05		2.05	
2.61		2.61	
2		4	
4		4	
2		2	
S		S	
S		S	
S		S	
5		6	
1		■	
1		1	
S		S	
80 L		80 L	
S		S	
S		S	
70 x 55 cm (rectangular) 55 cm (round)		70 x 55 cm (rectangular)	
S		S	
S		S	
S		S	
S		S	
70 L		70 L	
70 L		70 L	
S		S	
S		S	
S		S	
S		S	
S		S	
1.86		1.86	
■		1.86 x 0.65 / 1.83 x 0.68	

5+ AS STANDARD

- Fully equipped vehicle
- Numbered edition
- 140 HP engine as standard
- Oven on all models
- Premium upholstery

COLORS




Campovolo grey



Black

FABRIC



Sheppey

ENGINE SPECIFICATIONS AND BASE VEHICLE

Engine specification	Power	Cylinder capacity	Torque Nm	Timing	< 6 m	> 6 m	Automatic gear box V594 / V697
	140 CH-104 kW	2.3 L	350	belt	S		■ / 0
Base vehicle	160 CH-117 kW	2.3 L	380	belt	0		■ / 0
	180 CH-130 kW	2.3 L	400	belt	0		■ / 0
3.3 T					S	■	
3.5 T (light)					■	S	



33 Line design



16" black alloy wheels



Dashboard badge





Oven



OPTIONS PORTEURS

Overcabs & low profiles

Fiat options

		
Engine Euro 6d-temp 120 HP/89 kW (2.3 L - 320 Nm) >> 140 HP/104 kW (2.3 L - 350 Nm)	0	0
Engine Euro 6d-temp 120 HP/89 kW >> 160 HP/117 kW (2.3 L - 380 Nm)	0	0
Engine Euro 6d-temp 120 HP/89 kW >> 180 HP/130 kW (2.3 L - 400 Nm)	0	0
Chassis 3.5 T >> 3.65 T (light) ⁽¹⁾	0	0
Chassis 3.5 T >> 4.25 T (heavy - 16" wheels) 140 HP ⁽²⁾	0	0
4.4 T (heavy - 16" wheels) 160 HP ⁽²⁾	0	0
Chassis 3.5 T >> 4.4 T (heavy - 16" wheels) 180 HP ⁽²⁾	0	0
Campovolo paint (cabin + front bumpers)	0*	■
Fog lamps	0	0
Day Running Lights LED	0	0
16" alloy wheels Matt black 35L	S	S
16" alloy wheels 40H	0	0
Leather steering wheel & gear lever	0	0
Eco pack (140 HP): Stop&Start, smart alternator, electronically-controlled fuel pump ⁽³⁾	0	0
Automatic pack 140 HP: automatic gear box 9 speed + Eco pack + 16" alloy wheels	0	0
Automatic pack 160-180 HP: automatic gear box 9 speed + 16" alloy wheels	0	0
Easydrive pack: full brake control, rain & dusk sensor, traffic signs recognition, high-beam recognition, lane departure warning system, ESP setup for camping-cars, Traction +	0	0
Tow hitch ⁽⁴⁾ - factory fitted (can lead to loss of seat for road use)	0	0

Ford options

		
Engine Euro 6d-temp 130 HP/96 kW >> 170 HP/125 kW (2.0 L - 450 Nm)	0	■
Chassis 3,5 T >> 4.1T 170 HP ⁽⁵⁾	0	■
Metallic paint diffused silver (cabin + front bumpers)	0*	■
Bi-xenon headlights with LED daytime lights	0	0
16" alloy wheels	S	S
Automatic gear box 6 speed ⁽⁶⁾	0	0
Techno pack 1: adaptive cruise control, lane-keeping alert	0	0
Tow hitch ⁽⁴⁾ - factory fitted (can lead to loss of seat for road use)	0	0

■ can't be fitted on
0 option
* only if Premium pack

(1) please specify when ordering in order to establish COC document with 3.65 T
(2) except 514, 520, 634, 650, C656
(3) 160-180 HP: as standard
(4) coupling for motorbike requires a specific COC document for registration
(5) except 514, 520, 634, 650, C514 - automatic gearbox not available
(6) with automatic gear box (3,5 T), towable weight: 750 kg (PTRA 4250 kg)

- The optional “towing” equipment can in certain cases change the number of passengers on the car registration papers. Your dealer will be able to give you more information.
- Weight ready for use: empty weight ready for use includes the driver’s weight (75 kg) and the maximum reserve of water in circulation, 90% of fuel and 100% of gas. The empty weights ready for use on the list take into account only standard equipment upon shipment from the factory. European regulations tolerate a difference of +/- 5% on empty weight ready for use. The vehicle maker reserves the right to modify.
- Accessories and equipments fitted as an option are not included when determining the weight. Their weight should therefore be deducted from the available payload.
- You may be able to find certain heavy accessories like large blinds or generators in the marketplace. The weight of these accessories should be deducted from the payload and could possibly lead to a reduction in the actual passenger numbers. It is therefore important not to exceed the maximum loads on axles and the technically acceptable loaded weight when the vehicle is fully loaded.
- Clean water reservoir capacity (approved for our overcabs/low profiles/A class); capacity is 1 L, must comply with regulations wis up to the user to adapt loads and the number of passengers to the vehicle’s loaded weight. To do this, clean water reservoir capacity can be adjusted by the user to avoid reducing the number of passengers.
- Some models photographed in this catalogue may be shown with equipment supplied as an option. The characteristics of photographed models may vary from one country to the next. Despite the care taken in producing this catalogue, this cannot be viewed as a contractual document. Chausson reserves the right to modify its models without prior notice. Chausson cannot be held liable for any modifications made by its suppliers nor typographical errors when printing these documents. It is forbidden to reproduce, even partially, text or document. Do not litter the public highway.
- Your retailer is at your disposal to advise you and provide you with any additional information.
- Where there are multilingual versions, the French text is the binding version.



TRIGANO VDL

1, avenue de Rochebonne - CS 69003 - 07302 Tournon-sur-Rhône Cedex
Tél. + 33 (0)4 75 07 55 00 - contact@chausson.tm.fr

www.motorhomes-chausson.co.uk

CHAUSSON
An advance journey